



2010 DELAWARE STATE FOOTBALL NOTES

GAME 6

DELAWARE STATE UNIVERSITY HORNETS (0-5; 0-3 MEAC) VS. NORTH CAROLINA A&T STATE UNIVERSITY AGGIES (0-6; 0-3 MEAC)

SAT., OCT. 16, 2010 (1:00 P.M)

ALUMNI STADIUM (7,000) - DOVER, DEL.

HOMECOMING

DSU Athletic Media Relations: Dennis Jones (football contact) - (302) 857-6068/office; (302) 270-6088/cell; email: djones@desu.edu

DELAWARE STATE VS NO. CAROLINA A&T



Delaware State: 0-5; 0-3 MEAC

North Carolina A&T: 0-6; 0-3 MEAC

The Series: Tied 19-19-1

Location: Alumni Stadium (7,000) - Dover, Del. (Surface—Artificial/A Turf)

National Rankings: Delaware State and North Carolina A&T are not listed in any Football Championship Subdivision (FCS) or Black College polls.

Pressbox Phone: 302-857-7651

Delaware State Head Coach Al Lavan: Al Lavan (Colorado State, '68) is in his seventh season as head coach of the Hornets. He holds a 38-33 overall record (.535), including a 32-18 mark (.640) vs. MEAC opponents at DSU. His career coaching record is 40-34 (.541), including a 2-1 mark as interim head coach at Eastern Michigan in 2003. Lavan is third on the Delaware State career list for football coaching victories. He is 5-0 vs. North Carolina A&T, including 3-0 at Alumni Stadium. Delaware State is 20-13 overall (.606), including 16-8 in MEAC games (.667), at Alumni Stadium during the Lavan era.

North Carolina A&T Head Coach Alonzo Lee:

Alonzo Lee (Eastern Illinois, '78) is in his second season as head coach of the Aggies. Lee has an overall record of 5-12, including 3-8 in MEAC contests. The long time defensive coach has helped guide four teams to MEAC championships (Hampton, North Carolina A&T, Florida A&M and Howard). He also served on the staff that helped lead Eastern Illinois to the 1978 NCAA Division I-AA championship. He is 0-1 vs. Delaware State.

Television: None

DSU Radio: 1290 The Ticket (www.1290theticket.com) is the flagship station of the Delaware State Hornets Radio Network. Scott Klatzkin is in his third season as DSU's play-by-play announcer.












North Carolina A&T Media Contact:

Brian HollOway (bmhollow@ncat.edu)
Sports Information Office
Office Phone: (336) 334-7141

Live Stats: www.DSUHornets.com

Live Streaming: www.DSUHornets.com

2010 DELAWARE STATE SCHEDULE/RESULTS

Date	Opponent	TV	Time/Result	Series
Sep. 5	vs. Southern	ESPN/ESPNHD/ESPN3.com	L, 27-37	DSU leads 2-1
	Larrone Moore has 186 all-purpose yards, two long TDs			
Sep. 11	*FLORIDA A&M	-	L, 14-17.	FAMU leads 20-8
	Hornets cough up two leads; hurt by lack of field goal kicker			
Sep. 25	at Coastal Carolina	-	L, 14-34	CCU leads 2-1
	DSU shutout until last two minutes			
Sep. 30	*HAMPTON	ESPNU	L, 14-20	HAM leads 23-13
	Pirates win third straight at Alumni Stadium			
Oct. 9	*at Bethune-Cookman	-	L, 24-47	DSU leads 19-16
	Wildcats racked up 590 yards			
Oct. 16	*NO. CAROLINA A&T	-	1:00 p.m.	Series tied 19-19-1
	Hornets seek sixth straight homecoming win			
Oct. 23	*at Morgan State	-	1:00 p.m.	MSU leads 28-23
	Jaashawn Jones rushes for 107 yards and TD in 35-22 DSU win in '09			
Oct. 30	*SO. CAROLINA STATE	-	1:00 p.m.	SCS leads 25-15
	Bulldogs outgain Hornets 513-225 in 2009 win			
Nov. 6	NO. CAROLINA CENTRAL	-	1:00 p.m.	NCC leads 13-5-1
	First meeting since 2004 (26-23 DSU loss)			
Nov. 13	*at Norfolk State	-	1:00 p.m.	DSU leads 12-4
	Spartans score 21 4th quarter points to stun Hornets			
Nov. 20	*at Howard	-	1:00 p.m.	HU leads 34-31-1
	Glaud passed for 315 yards, Darius Jackson catches 11 in '09 DSU win			

* - Mid-Eastern Athletic Conference game

HOME GAMES (AT ALUMNI STADIUM ON DSU CAMPUS) IN ALL CAPS

All times Eastern and subject to change

**DELAWARE STATE 2010 RESULTS
(0-5; 0-3 MEAC)**

Sep. 5	vs. Southern	L, 27-37
Sep. 11	FLORIDA A&M*	L, 14-17
Sept. 25	at Coastal Carolina	L, 14-34
Sep. 30	HAMPTON* (ESPNU)	L, 14-20
Oct. 9	at Bethune-Cookman*	L, 24-47
Oct. 16	NCA&T (HC)	1:00 p.m.
Oct. 23	at Morgan State*	1:00 p.m.
Oct. 30	SC STATE*	1:00 p.m.
Nov. 6	NO. CAROLINA CENTRAL	1:00 p.m.
Nov. 13	at Norfolk State*	1:00 p.m.
Nov. 20	at Howard*	1:00 p.m.

*-MEAC game

**NORTH CAROLINA A&T STATE 2010 RESULTS
(0-6; 0-3 MEAC)**

Sep. 4	WINSTON-SALEM STATE	L, 14-21
Sept. 11	at Norfolk State*	L, 14-23
Sept. 18	at Hampton*	L, 21-35
Sep. 25	at No. Carolina Central	L, 16-27
Oct. 2	vs. Tennessee State	7-37
Oct. 9	MORGAN STATE*	14-27
Oct. 16	at Delaware State*	1:00 p.m.
Oct. 23	HOWARD*	1:30 p.m.
Oct. 30	at Bethune-Cookman	4:00 p.m.
Nov. 6	FLORIDA A&M*	1:30 p.m.
Nov. 20	SO. CAROLINA STATE*	1:30 p.m.

*-MEAC game

**2010 STATISTICAL COMPARISON
(NCAA Rankings)**

Category	DSU (5 games)	NCAT (6 gms)
Rushing off.	100.8 (94)	122.7 (75)
Passing off.	201.4 (48)	105.0 (110)
Total off.	302.2 (87)	277.7 (113)
Scoring off.	18.6 (92)	14.3 (109)
Rushing def.	201.0 (101)	235.0 (111)
Pass Eff. Defense	138.7 (96)	128.5 (70)
Total def.	392.6 (88)	377.8 (77)
Scoring def.	31.0 (913)	28.3 (80)
Net punting	30.8 (88)	34.0 (51)
Punt returns	4.6 (99)	7.0 (79)
Kick off returns	26.2 (7)	24.7 (17)
Turnover margin	.00 (T-54)	-.50 (83)
Pass def.	191.6 (51)	142.8 (8)
Sacks	1.0 (93)	2.2 (37)
Tackles for loss	5.0 (84)	5.7 (65)
Sacks allowed	2.8 (94)	2.8 (100)

THE GAME

Delaware State welcomes Mid-Eastern Athletic Conference rival North Carolina A&T to Alumni Stadium in a battle of winless teams. The Hornets enter their annual homecoming contest with a 0-5 overall record and 0-3 mark in the MEAC. DSU is coming off a 47-24 loss to Bethune-Cookman in Daytona Beach, Fla., last weekend. The Hornets allowed 590 yards in the contest. Delaware State trailed 40-2 before scoring three touchdowns in the last 18 minutes.

North Carolina A&T fell to 0-6 overall and 0-3 in the MEAC after s 27-14 loss to Morgan State last Saturday.

THE SERIES

This is the 39th on-the-field meeting between the Hornets and Aggies. The series is tied at 19-19-1. The teams did not meet in 2009, although North Carolina A&T was awarded a victory due to a Delaware State forfeit. The Hornets have won the last five times the teams have met on the field, including a 42-7 victory in 2008 at Alumni Stadium. The Hornets have outscored the Aggies 144-47 in those five meetings. Prior to the 2009 forfeit, North Carolina A&T's most recent victory over the Hornets was in 2003 (33-7 in Greensboro, N.C.). The Aggies have lost their last three games at Alumni Stadium. Their last win at Delaware State was in 2002 (34-7).

Delaware State all-time results vs. No. Carolina A&T (Series tied 19-19-1)

YEAR	W/L	Score	Site
1971	L	7-31	H
1972	L	7-13	A
1973	L	12-27	A
1974	L	14-20	A
1975	L	7-27	H
1976	L	6-30	A
1977	L	7-22	A
1978	W	9-6	A
1979	T	21-21	H
1980	L	0-52	A
1981	W	21-17	H
1982	W	20-3	A
1983	W	26-7	H
1984	W	56-7	A
1985	W	30-16	H
1986	L	17-20	A
1987	W	41-9	H
1988	W	37-7	A
1989	W	30-7	H
1990	L	28-48	H
1991	W	31-26	A
1992	L	10-24	H
1993	W	25-19	A
1994	W	31-10	H
1995	W	17-10	A
1996	L	6-31	H
1997	L	14-22	A
1998	L	15-47	H
1999	L	13-24	A
2000	W	46-45	H
2001	L	30-36	A
2002	L	7-34	H
2003	L	7-33	A
2004	W	15-6	H
2005	W	23-13	A
2006	W	37-21	H
2007	W	27-0	A
2008	W	42-7	H
2009	L	by forfeit	

Delaware State vs. North Carolina A&T —Series History

Largest DSU victory: 49 points (56-7 in 1984)
 Largest NCAT victory: 52 pts. (52-0 in 1980)
 Longest DSU win streak: 5 games (1981-85; 2004-08)
 Longest NCAT win streak: 7 games (1971-77)

DSU QUICK FACTS

General Information

Location	Dover, Del. 19901
Founded	1891
Enrollment	3,609
President	Dr. Harry L. Williams
Faculty Representative	Dr. Jan Blade
Director of Athletics	Derek Carter
Nickname	Hornets
Colors	Columbia Blue & Red
National Affiliation	NCAA Div. I FCS
Conference	MEAC
Stadium	Alumni Stadium
Capacity	7,000
Surface	Artificial (A-Turf)
Press Box Phone	(302) 857-7651

History

First Year of Football	1924
All-Time Record	332-369-11
All-Time MEAC Record	116-131-1
Conference Titles	Six ('85, '87', '88', '89, '91, '07)
All-Time Playoff Record	0-1

Coaching Staff

Head Coach	Al Lavan
Alma Mater	Colorado State/1968
Record at DSU	38-33 (.576)/ six seasons
Career Record	40-34 (.580) (2-1 as interim head coach at Eastern Michigan, 2003)
Football Office Phone	(302) 857-7447
Football Office Fax	(302) 857-7555
Assistant Coaches	
Ray Petty	Def. Coordinator/OLBs
Doug Sams	Offensive Coordinator/QBs
Renato Diaz	Running Backs
Ronald Bolton	Defensive Backs
Curtis Thomas	WRs/Special Teams
Bobby Jones	Defensive Line
John Morgan	Inside Linebackers
Nick Calcutta	Offensive Line
Mike Gallagher	Tight Ends
TBA	Operations/Video Coordinator
Equipment Manager	Mark Springs
Dir. Sports Medicine	TBA
Administrative Assistant	Edna Piper

Team Information

2009 Overall Record	4-7** (2-2 home, 2-4 away)
2009 MEAC Record	3-5** (2-2 home, 1-3 away)
Conference Finish	T-6th
Final National Rankings	N/A
Offense	Multiple
Defense	4-3
Lettermen Returning (32)	
Offense	17
Defense	16
Specialists	0
Lettermen Lost (27)	
Offense	10
Defense	15
Specialists	2

** - includes forfeit loss to North Carolina A&T

Starters Returning/Lost (7/17)

Offense	6/5
Defense	2/9
Specialists	0/2

SCOUTING NORTH CAROLINA A&T



Although the Aggies have struggled as a team offensively, running back **Mike Mayhew** (jr. 5-10, 205) has emerged as one of the MEAC's best. Mayhew leads the league in rushing yards (679) and rushing yards per game (113.2). He has three 100-yard game this season, including 183 vs. North Carolina Central on Sep. 25. As a team, North Carolina A&T is seventh in the MEAC, and 113th among all FCS schools, in total offense at 227.7 yards per game. The Aggies are averaging 122.7 yards per game rushing and 105.0 by the pass. **Shelton Morgan** (sr. 6-1, 200) has taken the majority of snaps at quarterback for the Aggies. Morgan has completed 71 of 158 passes (44.9%) for 698 yards this season. He has thrown three touchdowns and six interceptions. Wallace Miles is the team's top receiver with 22 catches for 343 yards. Miles is tied for fifth in the MEAC in receptions per game (3.4) and is sixth in receiving yards per game (50.2). North Carolina A&T's biggest offensive threat this season has been kickoff returner Justin Ferrell (jr. 5-9, 185), who leads all FCS players with a 39.7 yard average. He has returned four kicks for touchdowns, including one in last week's loss to Morgan State.

NCA&T is eighth in the MEAC in total defense, allowing 377.8 yards per game. The Aggies are allowing 235.0 yards per game rushing, but ranked eighth in the nation in pass defense at 142.8 yards per game.

Inside linebacker **Brandon Jackson** is tops on the team, and second in the MEAC, at 9.5 tackles per game. Jackson is also credited with six trackles for loss and 2.5 sacks.

Cornerback **D'Vonte Graham** is tied for second in the MEAC with three interceptions.

North Carolina A&T was 3-8 in 2008 and 5-6 in 2009 after being winless during the 2006 and '07 seasons.

NORTH CAROLINA A&T QUICK FACTS

Name of School:	North Carolina A&T State University
City/Zip:	Greensboro, N.C. 27411.
Founded:	1891
Enrollment:	10,600
Nickname:	Aggies
School Colors:	Blue & Gold
Stadium:	Aggies Stadium
Capacity:	21,500
Surface:	Natural Grass
Affiliation:	NCAA Division I FCS
Conference:	MEAC
Chancellor:	Dr. Harold L. Martin
Athletic Director:	Wheeler Brown
Athletic Website:	www.NCATaggies.com

2009 Record:	5-6
2009 MEAC record/finish:	3-5/T-5th

HISTORY

1st Year of Football:	1924
All-Time Record:	434-380-36

HEAD COACH:	Alonzo Lee
Alma Mater:	Eastern Illinois, '78
Record at School:	5-12/Second year
Career Record:	Same
Lee vs. DSU:	0-0

Basic Offense:	Multiple
Basic Defense:	Multiple

Lettermen returning/lost:	45/20
Starters returning/lost:	16/8, including kickers

HORNET MEDIA AVAILABILITY

Schedule subject to change. Please contact Dennis Jones (302-857-6068) for any changes.

Monday (Oct. 11)

No practice.

Tuesday (Oct. 12)

MEAC Weekly Teleconference (10:00 a.m.—12:00 p.m.; Coach Lavan available at 10:33 a.m.)

Hornet Football Today—12:00 a.m. (MLK Student Center)

Coach Lavan and players available after practice (approx. 6:00 p.m.)

Game notes available on www.DSUHornets.com

Wednesday (Oct. 13)

Coach Lavan and players available after practice (approx. 6:00 p.m.)

Thursday (Oct. 14)

Coach Lavan and players available after practice (approx. 6:00 p.m.)

Friday (Oct. 15)

Coach Lavan and players available after practice (approx. 5:00 p.m.)

Saturday (Oct. 16)

Hornets vs. North Carolina A&T—1:00 p.m.
Alumni Stadium—Dover, Del.

MEAC WEEKLY TELECONFERENCE

The MEAC holds a weekly conference call featuring league head football coaches each Tuesday during the season. The schedule is as follows:

10:00 a.m.	MEAC Notes
10:03 a.m.	Donald Hill-Eley (Morgan St.)
10:13 a.m.	Alonzo Lee (NCA&T)
10:23 a.m.	Mose Rison (NC Central)
10:33 a.m.	Carey Bailey (Howard)
10:43 a.m.	Al Lavan (Delaware State)
10:53 a.m.	Buddy Pough (SC State)
11:03 a.m.	Donovan Rose (Hampton)
11:13 a.m.	Pete Adrian (Norfolk St.)
11:23 a.m.	Brian Jenkins (Beth-Cookman)
11:33 a.m.	Joe Taylor (Florida A&M)
11:43 a.m.	Julius Dixon (Savannah St.)

Contact Patricia Porter, MEAC Media Relations (757-416-7116), or Dennis Jones, DSU Athletic Media (302-857-6068) for teleconference conference.


HORNETS' LAST TIME OUT

Between Cookman 47 Delaware State 24

Oct. 9, 2010 (Municipal Stadium—Daytona Beach, Fla.)

Bethune-Cookman racked up 590 yards to improve 5-0 overall (3-0 MEAC). Delaware State scored 22 points and collected 291 yards in the second half after trailing 34-2 at the break. Quarterback Matt Johnson completed 16-of-21 passes for 259 yards and a touchdown, and rushed for 52 yards and a score, to lead the Bethune-Cookman attack. Bethune-Cookman was forced to punt on its first three possessions of the game, but took advantage of a Delaware State special teams miscue to get on the board first. After a bad punt snap gave Bethune-Cookman the ball at the DSU 25, Androse Bell capped off a three-play drive with a one-yard touchdown run to give the Wildcats a 6-0 lead with 4:23 left in the first quarter. Delaware State's next possession also ended with a bad punt snap, giving the Wildcats the ball at the Hornets' 25. Six plays later, Andronicus Bell scored on a one-yard plunge to give BCU a 12-0 lead with 1:29 left in the opening quarter. The extra point kick was blocked. The ball was scooped up by Delaware State's Jomah Watson, who returned it all the way for two points for the Hornets. Bethune-Cookman scored 22 unanswered points in the second quarter to open up a 34-2 lead at the half. Back-up quarterback Nick Elko engineered a drive that resulted in Delaware State's first touchdown of the game. Nick Williams capped off the three-play, 80-yard drive with a 22-yard touchdown run to cut BCU's lead to 40-9 with 2:44 left in the third quarter. It was the first career touchdown for Williams, who also had a 26-yard run during the drive. The scoring march also featured a 36-yard pass from Elko to tight end Jahmel Bashir. Elko and wide receiver Larrone Moore connected for two touchdown passes in the fourth quarter. The pair hooked up on a 60-yard catch and run for a touchdown to cut Bethune-Cookman's lead to 40-16 with 12:10 left to play. Their second touchdown covered 26 yards with 2:43 remaining in the game.

MOORE IS MEAC'S TOP ALL-PURPOSE RUNNER



After collecting 182 yards in last week's loss to Bethune-Cookman, Delaware State's **Larrone Moore** continues to lead the MEAC in all-purpose yards at 135.4 per-game. Moore had 99 receiving yards (4 catches), 78 kickoff returns yards and five yards rushing in last week's contest. He jumped from No. 46 to No. 28 in the nation in all-purpose yards (135.4 ypg) after last week's action.

The Hyattsville, Md., native also is No. 2 in the MEAC in receiving yards at 68.2 per-game (No. 42 in FCS). He leads the Hornets in receiving yards (341) and yards per-catch (20.1), and is second on the team with 17 receptions. He surpassed the 1,000 mark in receiving yards at DSU earlier this season.

In addition, Moore ranks second in the MEAC, and fifth in the nation, in kickoff returns at 33.1 yards per attempt. **Justin Ferrell** of this week's opponent, North Carolina A&T, leads the nation with a 39.7 kickoff return average.

Moore has made a habit of big play this season. He has nine plays of 30-or-more yards this season, including a 90-yard kickoff return (TD), an 85-yard reception (TD), a 60-yard reception, 54-yard kickoff return and a 39-yard catch.

Moore now has 2,549 career all-purpose yards at Delaware State (1,353 KOR; 1,127 receiving; 69 rushing). Phil Anderson is the Hornets' career leader with 4,317 all-purpose yards. He needs 26 yards to pass Grayland King for 10th place on the Hornets' all-purpose yardage list (2,574).

THE 2010 HORNETS ARE ...

0-2	at home
0-2	in road games
0-1	in neutral site games
0-2	in day games
0-3	in night games
0-3	in MEAC games
0-2	in non-conference games
0-1	when scoring first
0-2	in games decided by seven points or less
0-3	in games decided by 10 or more points
0-2	in games decided by 20 or more points
0-1	when leading after the first qtr.
0-3	when trailing after the first qtr.
0-1	when tied after the first qtr.
0-1	when leading at halftime
0-3	when trailing at the half
0-1	when tied at the half
0-1	when leading after three qtrs.
0-4	when trailing after three qtrs.
0-0	when tied after three qtrs.
0-1	when gaining more total yards
0-4	when opponent gains more yards
0-1	when gaining more rushing yards
0-4	when opponent has more rush yards
0-3	when gaining more passing yards
0-2	when opponent has more pass yards
0-3	when committing more turnovers
0-2	when opponent has more turnovers
0-2	when posting more first downs
0-3	when opponent has more first downs
0-0	when committing more penalties
0-4	when opponent has more penalties
0-1	when penalties are even
0-3	with more possession time
0-2	when opponent has the ball longer

HORNET RADIO NETWORK

Delaware State football games can be heard through out The First State on the Hornet Radio Network, anchored by 1290 The Ticket (WWTX) - the state's only all-sports station. The games are also broadcast on 1410 WDOV. Scott Klatzkin is the play-by-play announcer for the Hornet Sports Network.

Below is a game-by-game listing:

Date	Stations
Sep. 5 vs. Southern	1450 WILM/1410 WDOV
Sep. 11 vs. FAMU	1290 WWTX/1410 WDOV
Sep. 25 at C. Carolina	1290 WWTX/1410 WDOV
Sep. 30 vs. Hampton	1290 WWTX/1410 WDOV
Oct. 9 at B-CU	1290 WWTX
Oct. 16 vs. NCAT	1290 WWTX/1410 WDOV
Oct. 23 vs. Morgan St.	1290 WWTX/1410 WDOV
Oct. 30 vs. SC State	1290 WWTX/1410 WDOV
Nov. 6 vs. NCCU	1290 WWTX
Nov. 13 at Norfolk St.	1290 WWTX/1410 WDOV
Nov. 20 at Howard	1290 WWTX/1410 WDOV

The Hornet Radio Network pregame show begins at 30 minutes prior to kickoff and will feature an in-depth look at the game.



CAROLL TAKES A STAND FOR THE DEFENSE



Although the Hornets have allowed a total of 931 yards in the last two weeks, senior tackle **Andre Carroll** has been a bright spot for the defense. Carroll recorded a game-high 11 tackles (7 solo) in last week's loss to Bethune-Cookman to give his a total of 23 stops in the last two games. He had 12 tackles (9 unassisted) in the Hornets' Sep. 30 loss to Hampton. The Neptune, N.J., native also has a total of 4.5 tackles-for-loss in the last two games. Carroll is tops on the Hornets, and fourth in the MEAC, at 8.8 tackles per game (44 total tackles). He has at least 11 tackles in three of Delaware State's five games this season. The preseason All-MEAC First Team selection is 11th in the league with 5.5 tackles-for-loss.

HOMECOMING SUCCESS

Delaware State has enjoyed a great deal of success on its homecoming in recent years. The Hornets have won five straight homecoming contests at Alumni Stadium, including a 35-22 victory over Morgan State in 2009. North Carolina A&T was Delaware State's homecoming opponent in 2006 and '08. The Hornets won the 2006 contest 37-21, and posted a 42-7 victory in '08. Since 1969, DSU is 30-11 on homecoming Saturday. The Hornets had a 10-game homecoming win streak from 1982 to 1991, and a six-game streak from 1975 to '80.

WILSON, DIXON EMERGE AS RECEIVING THREATS

Delaware State's receiving corps has been bolstered by the emergence of redshirt sophomores Justin Wilson and Donnell Dixon as top threats. Wilson has moved into the team lead with 19 receptions for 235 yards (12.4 ypr). He is also tied for second on the team with two touchdown catches. Wilson is third in the MEAC in receptions (3.8 pg) and seventh in receiving yards (47.0 pg). The Windsor, Conn., native hauled in his second scoring catch of the year, ironically from fellow receiver Darius Jackson, in the Hornets' Sep. 30 loss to Hampton at Alumni Stadium. He also has a TD catch on a pass from Nick Elko in the Sep. 5 opener against Southern. Last season as a redshirt freshman, Wilson had nine receptions for 100 yards (long 42).

Dixon is fourth on the Hornets with 11 catches for 116 yards this season. He had three receptions for 27 yards last week. The Hampton, Va., native is also tied for the team lead with two touchdown catches. As a redshirt freshman in 2009, Dixon had seven receptions for 85 yards and one touchdown.

RED ZONE ALERT

Delaware State was 0-for-2 in the "red zone" last week, and has now come up empty in each of its last six drives that featured a first down play inside the opponents' 20-yard line. For the season, the Hornets have come away with points on just 5-for-16 trips in the "red zone" this season. The lack of a reliable field goal kicker is a major reason for DSU's failures in the red zone. The red zone failures including five lost on downs, three lost fumbles and an interception.

On the other hand, Hornet opponents are 15-for-21 in the red zone this season (13 TDs; 2 FG). DSU opponents have missed three field goals, lost a fumble and stopped once on fourth down near the goal line in the red zone this year.

NATIONAL POLLS

The Sports Network/Fathead.com FCS Top-25

Team (First-place votes)	Record
1. Appalachian State Mountaineers (106)	5-0
2. Delaware Blue Hens (29)	6-0
3. Jacksonville State (10)	6-0
4. William & Mary Tribe	5-1
5. Stephen F. Austin Lumberjacks (1)	4-1
6. Villanova Wildcats	3-2
7. James Madison Dukes	4-1
8. Massachusetts Minutemen	4-1
9. Montana State Bobcats	5-1
10. South Carolina State Bulldogs	4-1
11. Montana Grizzlies	4-2
12. Eastern Washington Eagles	4-2
13. Cal Poly Mustangs	4-2
14. Wofford Terriers	4-1
15. North Dakota State Bison	4-2
16. New Hampshire Wildcats	3-3
17. Southern Illinois Salukis	3-3
18. Southeast Missouri State Redhawks	5-1
19. Liberty Flames	4-2
20. Richmond Spiders	2-3
21. Georgia Southern Eagles	3-2
22. Northern Iowa Panthers	2-3
23. Bethune-Cookman Wildcats	5-0
24. Elon Phoenix	2-4
25. Penn Quakers	3-1

Others receiving votes: Furman 285, Western Illinois 280, Texas State 273, Jacksonville 192, Chattanooga 183, Grambling State 135, Northern Arizona 100, McNeese State 67, Jackson State 66, Hampton 59, Dayton 58, Robert Morris 50, Central Arkansas 37, South Dakota State 37, Sacramento State 28, Colgate 26, Tennessee State 23, Harvard 19, Southeastern Louisiana 15, Nicholls State 12, South Dakota 11, Youngstown State 11, UC Davis 9, North Dakota 8, Indiana State 8, Florida A&M 8, Yale 6, Lehigh 4, Drake 3, Alcorn State 3, Weber State 2, Columbia 1, Dartmouth 1, Maine 1, San Diego 1

EYE ON THE QUARTERBACKS



Delaware State has used starting quarterback **Anthony Glaud** and back-up **Nick Elko** in each of the last two games. Glaud (left) was pulled in the fourth quarter with the Hornets trailing 40-9 in last week's loss to Bethune-Cookman. In the previous games (loss to Hampton on Sep. 30), Glaud left the game after being shaken up in the fourth quarter. He has started in each game this season. For the season, Glaud has completed 69-of-139 passes (49.6%) for 786 yards. He has thrown four touchdowns and two interceptions. The senior signal-caller is second in the MEAC in total offense (169.6 ypg), second in passing average (157.2 ypg) and seventh in pass efficiency (103.8 rating) this season.

Elko (right) came off the bench to complete 5-of-7 passes for 109 yards and two touchdowns at Bethune-Cookman last week. He was 4-for-7 for 44 yards and touchdown in a reserve role against Hampton the previous week. For the season, the redshirt sophomore has connected on 11-of-18 passes (61.1%) for 198 yards. He has thrown four touchdowns and one interception. He has moved into the top spot in the MEAC with a 215.7 pass efficiency rating.



KANO SHOWS IMPROVEMENT

Delaware State freshman punter **Marco Kano** has given the Hornets reason for hope the past two weeks. Kano averaged 48.0 yards on six punts in last week's loss to Bethune-Cookman. His performance included kicks of 70 and 59 yards, and four balls that landed inside the Bethune-Cookman 20-yard line. The 70-yard kick tied his career high, first set the week before against Hampton on Sep. 30. In the Hampton contest, Kano averaged 43.9 yards on seven kicks, including three inside the 20-yard line. In the Hornets' first two games this season, the Cottbus, Germany native averaged 31.0 yards per kick, with just one inside the 20-yard line.

HORNETS 7TH IN MEAC PRESEASON POLL

The preseason polls appear to be right on target as it relates to Delaware State's fortunes this season. The Hornets were picked to finish seventh in the 2010 MEAC football race, according to a poll of league head coaches and sports information directors.

DSU collected 120 total votes in the poll. South Carolina State was the voters' choice to win its third straight MEAC title. The Bulldogs received 15 of 18 first place votes and 315 total votes. Florida A&M is second in the poll. The Rattlers recorded two first place votes and 268 total votes.

Delaware State was tied with Hampton and North Carolina A&T for sixth place in the MEAC with a 3-5 mark (4-7 overall) in 2009.

2010 MEAC Predicted Order of Finish

1. South Carolina State (15 first place votes)	315 total points
2. Florida A&M (2)	268
3. Norfolk State	190
4. Hampton (1)	167
5. Morgan State	166
6. North Carolina A&T	150
7. Delaware State	120
8. Bethune-Cookman	68
9. Howard	32

Sheridan Broadcasting Network Black College Football Poll

Team (First-place votes)	Record
1. South Carolina State Bulldogs (30)	4-1 300
2. Grambling State Tigers	4-1 265
3. Albany State Golden Rams	6-0 203
4. Tuskegee Golden Tigers	5-1 182
5. Bethune-Cookman Wildcats	5-0 174
6. Hampton Pirates	4-1 167
7. Jackson State Tigers	4-1 109
8. Winston-Salem State Rams	6-1 83
9. Morehouse Tigers	5-1 71
10. Tennessee State Tigers	3-3 54

Others receiving votes (in order of points): St. Augustine's 35, Florida A&M 33, Norfolk State 26, Shaw 21, Texas Southern 17.

BIG PLAYS—20 OR MORE YARDS

No.	Opponent	Player(s)	Play	Down/Distance	Yds
1	Southern	Jaashawn Jones	Run	2nd & 3	24
2	Southern	Glaud to Moore	Pass	3rd & 10	85
3	Southern	Larrone Moore	KOR	-	90
4	Southern	Jaashawn Jones	Run	1st & 10	20
5	Southern	Elko to Wilson	Pass	1st & 10	38
6	Southern	Glaud to Brewton	Pass	2nd & 10	22
7	Florida A&M	Travis Tarpley	KOR		25
8	Florida A&M	Glaud to Moore	Pass	1st & 5	39
9	Florida A&M	Glaud to Moore	Pass	1st & 10	34
10	Florida A&M	Larrone Moore	KOR		39
11	Florida A&M	Larrone Moore	KOR		54
12	Florida A&M	Glaud to Wilson	Pass	1st & 10	22
13	Coastal Carolina	Travis Tarpley	KOR		24
14	Coastal Carolina	Glaud to Moore	Pass	3rd & 10	22
15	Hampton	Travis Tarpley	KOR		78
16	Hampton	Jaashawn Jones	Run	2nd & 10	23
17	Hampton	Jackson to Wilson	Pass	1st & 10	23
18	Hampton	Larrone Moore	KOR		38
19	Hampton	Elko to Dixon	Pass	4th & 1	23
20	Bethune-Cookman	Larrone Moore	KOR		36
21	Bethune-Cookman	Jaashawn Jones	Run	1st & 10	34
22	Bethune-Cookman	Justin Wilson	KOR		24
23	Bethune-Cookman	Travis Tarpley	KOR		33
24	Bethune-Cookman	Nick Williams	Run	1st & 10	25
25	Bethune-Cookman	Glaud to Bashir	Pass	1st & 10	33
26	Bethune-Cookman	Nick Williams	Run	1st & 10	22
27	Bethune-Cookman	Elko to Moore	Pass	1st & 10	60
28	Bethune-Cookman	Elko to Moore	Pass	2nd & 5	26

20-Yard Plus Players

	No.	TD	Run	Pass	KR	PR	IR	FR
Larrone Moore	10	4		5	5			
Jaashawn Jones	4		4					
Justin Wilson	4	2		3	1			
Justin Brewton	1			1				
Travis Tarpley	3				3			
Donnell Dixon	1			1				
Nick Williams	2		2					
Jahmel Bashir	1			1				

OPPONENTS

No.	Opponent	Player(s)	Play	Down/Dist.	Yds.
1	Southern	Gary Hollimon	Run	2nd & 10	23
2	Southern	Joseph to Allen	Pass	2nd & 10	33
3	Southern	Cushingberry	PR		64
4	Southern	Joseph to Jordan	Pass	1st & 10	37
5	Florida A&M	Martin Ukpai	Run	1st & 10	20
6	Florida A&M	Ukpai to Lawmece	Pass	3rd & 5	22
7	Florida A&M	Ukpai to Tymes	Pass	2nd & 9	50
8	Coastal Carolina	Eric O'Neal	Run	1st & 10	38
9	Coastal Carolina	Whitley to Davis	Pass	1st & 5	24
10	Coastal Carolina	Tavaris Jolly	Blkd FG		94
11	Coastal Carolina	Aaron Jones	Run	1st & 10	26
12	Hampton	Dennis Mathis	KOR		21
13	Hampton	Antwon Chisholm	Run	3rd & 4	32
14	Hampton	Donte Davis	KOR		22
15	Hampton	Legree to Brown	Pass	2nd & 13	37
16	Hampton	Antwon Chisholm	Run	1st & 10	57
17	Bethune-Cookman	Matt Johnson	Run	1st & 10	23
18	Bethune-Cookman	Johnson to Bell	Pass	2nd & 16	25
19	Bethune-Cookman	Johnson to Poole	Pass	1st & 6	50
20	Bethune-Cookman	Johnson to Reams	Pass	1st & 10	37

LEWIS SIDELINED BY KNEE INJURY

Delaware State suffered its first major injury of the season when freshman defensive lineman **Byron Lewis** went down with a knee injury in last Saturday's loss to Coastal Carolina. He was taken to a Myrtle Beach, S.C., area hospital after being treated on the field for nearly 20 minutes. Lewis had appeared in each of the first three games, recording three tackles, including one solo stop. He is out until further notice.

2010 CAPTAINS

Delaware State head coach Al Lavan has announced that quarterback **Anthony Glaud**, offensive lineman **Darryl Hicks**, wide receiver/kick returner **Larrone Moore**, defensive tackle **Andre Carroll** and cornerback **Francis Adjei** will serve as team captains for the 2010 season. Glaud (sr.) is in his third year with the team, and second as starting quarterback. Hicks (sr.) is in his second year as a Hornet after two years at Hudson Valley Community College (N.Y.). Moore (sr.) will also serve as special teams captain each week, while Carroll and Adjei are fifth-year seniors.

NEW STAFFERS

Al Lavan has added two coaches to his staff this season. New offensive line coach **Nick Calcutta** rejoined the Hornets last February after serving as offensive line/tight ends coach at MEAC rival Howard in 2009.

During his first stint at Delaware State, Calcutta served as defensive line/special teams coach under former head coach Bill Collick in 1996. His resume also includes ten other colleges jobs, including Memphis State, Southern Illinois, Winston-Salem State, South Carolina State and Tennessee State.

DSU's new inside linebackers coach, **John Morgan**, joined the staff last spring after serving as head football coach at Friendly High School in Fort Washington, Md., where in 2008 he led his team to the 1A/2A/3A County Championship.

In 2007, Morgan was defensive coordinator at North Carolina Central University. Morgan was a defensive intern at the University of Maryland during the 2006 season, which ended with a victory in the Champs Sports Bowl for the Terps.

HORNETS A REGULAR ON ESPN THIS SEASON

Last week's loss to Hampton marked Delaware State's second appearance on the "worldwide leader in sports" family this season. The contest was aired live on ESPNU. Delaware State's season opener against Southern on Sep. 5 was televised live on ESPN, the first time the Hornets have appeared on the network. Delaware State is 5-4 all-time in games televised by an ESPN network.



DSU on ESPN

2005	at Florida A&M	W	21-17	ESPNU
2006	vs. Florida A&M*	W	34-14	ESPNU
2007	vs. Bethune-Cookman	W	24-10	ESPNU
2007	at Delaware%	L	7-44	ESPN2
2008	vs. Florida A&M	W	35-28 OT	ESPNU
2008	vs. SC State	L	17-23	ESPNU
2008	at Norfolk State	W	34-28	ESPNU
2010	vs. Southern^	L	27-37	ESPN
2010	vs. Hampton	L	14-20	ESPNU

*- Detroit, Mich. (Ford Field)

& - NCAA FCS playoffs

^ - MEAC/SWAC Challenge (Orlando, Fla.)

MID-EASTERN ATHLETIC CONFERENCE

2010 Standings

	MEAC	Overall
Bethune-Cookman	3-0	5-0
Hampton	3-0	4-1
South Carolina State	2-0	4-1
Morgan State	2-1	3-3
Florida A&M	2-1	2-3
Norfolk State	1-2	2-3
Howard	0-3	1-5
Delaware State	0-3	0-5
North Carolina A&T	0-3	0-6
North Carolina Central#		4-2
Savannah State#		0-6

Final 2009 Standings

	MEAC	Overall
South Carolina State	8-0	10-2
Florida A&M	6-2	8-3
Norfolk State	5-3	7-4
Morgan State	4-4	6-5
Bethune-Cookman	4-4	5-6
Hampton	3-5	5-6
No. Carolina A&T	3-5	5-6
Delaware State	3-5	4-7
Howard	0-8	2-9

- Provisional members; ineligible for MEAC title

This Week in the MEAC

Saturday, Oct. 16

No. Carolina A&T at Delaware State	1:00 p.m.
Beth.-Cook at SC State	1:30 p.m.
Norfolk St. at Hampton	1:00 p.m.
NC Central at Ga. State	4:00 p.m.
Savannah St. at Florida A&M	3:00 p.m.

Last Week's Results

Bethune-Cookman 47	Delaware St. 24
Morgan State 27	NCA&T 14
So. Carolina State 34	Norfolk State 13
Furman 56	Howard 14
Hampton 27	No. Carolina Central 13
Georgia Southern 55	Savannah St. 21

MEAC Players of the Week (Oct. 11)

Offense—Matt Johnson (QB)
Bethune-Cookman

Defense—Ricardo Silva (DB)
Hampton

Rookie—Delonte Williams (QB)
Morgan State

Offensive Line - Josh Harrison
So. Carolina State

Special Teams—Justin Ferrell (KOR)
No. Carolina A&T

2010 Preseason All-MEAC First Team

Offense

QB	Malcolm Long	South Carolina State
RB	DeAngelo Branche	Norfolk State
RB	Phillip Sylvester	Florida A&M
TE	Lamont Bryant	Morgan State
WR	Willie Carter	Howard
WR	Isaac West	Florida A&M
OL	Johnny Culbreath	So. Carolina State
OL	Julvahr Nathan	So. Carolina State
OL	Josh Harrison	So. Carolina State
OL	Kendall Noble	Norfolk State
C	Sam Timothy	So. Carolina State

Defense

DL	Andre Caroll	Delaware State
DL	Kenrick Ellis	Hampton
DL	Josh Turner	Norfolk State
DL	Jayson Ayers	So. Carolina State
LB	Alvis Graham	Florida A&M
LB	David Erby	So. Carolina State
LB	Julio Sanchez	Hampton
DB	Qier Hall	Florida A&M
DB	Justin Ferrell	NCA&T
DB	Quay Long	NCA&T
DB	Darren McKhan	Morgan State
P	Nicholas Adams	Morgan State
PK	Trevor Scott	Florida A&M
Ret.	Dwight Fluker-Berry	Norfolk State

DELAWARE STATE PRESEASON ALL- MEAC SECOND TEAM

QB	Anthony Galud
RB	Jaashawn Jones
RET	Larrone Moore



DELAWARE STATE HEAD COACH AL LAVAN



Al Lavan is in his seventh season as head coach of the Hornets. Since coming to Delaware State in 2004, he has spearheaded a resurgence in the program, highlighted the team's first Mid-Eastern Athletic Conference championship in the 16 years and the school's first NCAA Tournament appearance in 2007.

In six seasons at DSU, Lavan has posted an overall record of 38-28 (.576), including a 32-15 mark in MEAC contests (.681). In the three years prior to his arrival, the Hornets were 10-24 overall and 6-17 in league games. Delaware State had just one winning season in the eight years before Lavan took the job. He ranks third on the list for most coaching victories at DSU (38).

Lavan has a 40-29 career record as a head coach, including a 2-1 mark during an interim stint at Eastern Michigan in 2003.

In 2007, Lavan led the Hornets to a school-record 10 wins, their first Mid-Eastern Athletic Conference (MEAC) championship since 1991 and first ever appearance in the NCAA playoffs. In addition, the 2007 Hornets were ranked as high as No. 10 in the weekly Sports-Network Football Championship Subdivision poll and were No. 15 in the final poll. That season, the Hornets became

More than the on-field improvement, Lavan has brought a change of attitude to the program.

In addition to establishing the first comprehensive strength and conditioning program in team history, he spearheaded changes in the team's academic, recruiting, practice and discipline policies. The team is also benefiting from new audio/visual and computer equipment, thanks to a generous donation from prominent alumni spurred by Lavan's outreach efforts to university supporters.

Lavan brought more than 30 years of professional and collegiate coaching experience to Delaware State.

Prior to accepting the Delaware State position, Lavan served two seasons as an assistant coach at Eastern Michigan University. He was promoted to assistant head coach for the 2003 football season, and upon the late-season firing of then-head coach Jeff Woodruff, Lavan was named interim head coach. After he took over the 1-8 team, Eastern Michigan won two of its final three games.

In more than 18 years as a NFL assistant, Lavan's resume' includes stints with the Atlanta Falcons, Dallas Cowboys, San Francisco 49ers, Baltimore Ravens, and the Kansas City Chiefs.

He was a member of George Seifert's 1990 Super Bowl champion San Francisco 49ers' coaching staff. That team included former Delaware State University standout John Taylor, who caught a touchdown pass in the 49ers' 55-10 win over the Denver Broncos in Super Bowl XXIV.

In Dallas, Lavan worked under Hall of Fame head coach Tom Landry. He helped Cowboy running backs Tony Dorsett and Herschel Walker combine for six 1000-yard seasons.

He helped lead Dallas to division titles in 1981 and '85, and wild card playoff berths in 1980 and '83.

Lavan's collegiate coaching tenure includes stops at Colorado State, Louisville, Iowa State, Georgia Tech, Stanford, and Washington.

After a standout career at Colorado State University, Lavan was selected as a defensive back by the NFL's Philadelphia Eagles in the eighth round of the 1968 draft. He also played two seasons for the Atlanta Falcons before his professional career was cut short by a neck injury.

LAVAN QUICK FACTS

Seventh Season

Born: September 13, 1946 in Fort Pierce, Fla.

Education: Bachelor's degree from Colorado State University in 1968.

Playing Experience: Four-year letterwinner at Colorado State University as a safety ... Drafted by Philadelphia Eagles (eighth round 1968 NFL Draft - 204th pick overall) ... Played two seasons for Atlanta Falcons ('69-'70).

Honors and Awards: (2008) - DSU "Making A Difference Award" ... Head Coach American Heritage Bowl/Navy-Marine Corps All-Star Classic ... (2007) - Pigskin Club of Washington MEAC Coach of the Year ... FDC Region II Coach of the Year ... Eddie Robinson Award runner-up ... (1990) - Super Bowl championship coach (49ers).

the second team in the history of the MEAC to post an 8-0 record in league play (10-1 overall regular season).

Delaware State was recognized as the 2007 American Sports Wire Division I Black College National Champions and No. 2 in the final Sheridan Broadcast Network poll of Historically Black College & University teams.

Lavan was honored as the 2007 Pigskin Club of Washington, D.C., MEAC Coach-of-the-Year and Football Championship Subdivision Region II Coach-of-the-Year. He was second in the voting for the 2007 Eddie Robinson Award, recognizing the top Football Championship Subdivision coach, and was awarded the 2008 Making A Difference Award by the DSU Alumni Association.

The Fort Pierce, Fla., native was also selected as head coach for the 2008 American Heritage Bowl/Navy-Marine Corps All-Star Classic in San Clemente, Calif. He guided the Northeast All-Stars to a 24-7 victory in the contest.

The year before Lavan's arrival, the Hornets lost their first nine games en route to a 1-10 overall record.

LAVAN'S HEAD COACHING RECORD

YEAR	SCHOOL	W-L	PCT	
2003	Eastern Michigan	2-1	.677	
2004	Delaware State	4-7	.364	
2005	Delaware State	7-4	.636	
2006	Delaware State	8-3	.727	
2007	Delaware State	10-2	.833	MEAC Champs
2008	Delaware State	5-6	.455	
2009	Delaware State	4-6	.400	
2010	Delaware State	0-5	.000	
DSU totals (seventh season)		38-33	.535	
EMU totals (three games)		2-1	.667	
Career totals		40-34	.541	

DELAWARE STATE HEAD COACH AL LAVAN, cont.



Lavan vs. all opponents

*Ball State	1-0
Bethune-Cookman	4-3
Central Connecticut	0-1
*Central Florida	1-0
Coastal Carolina	1-2
Concord (WV)	1-0
#Delaware	0-2
Elon	0-1
Florida A&M	4-2
Hampton	3-4
Howard	5-1
James Madison	0-1
Kent State	0-2
Michigan	0-1
Massachusetts	0-1
Millersville (Pa.)	1-0
Morgan State	4-2
Norfolk State	5-1
North Carolina A&T	5-0
North Carolina Central	0-1
*Northern Illinois	0-1
Northwestern State (La.)	0-1
St. Francis (Pa.)	1-0
South Carolina State	2-4
Southern (La.)	0-1
Southern Illinois	0-1
Winston-Salem State	2-1

* - While interim head coach at Eastern Michigan

- Including NCAA FCS playoffs (2007)

2010 opponents in bold

DSU ALL-TIME COACHING WINS

Bill Collick (1985-96)	81
Edward Jackson (1933-45; 53-55)	47
Al Lavan (2004 — present)	38
Arnold Jeter (1967-74)	25
Joe Purzycki (1981-84)	21
Edmond Wyche (1975-80)	18
Bennie J. George (1956-59)	17
Ben Blacknall (2000-2003)	16
Thomas Conrad (1946-49)	15
Roy D. Moore (1961-64)	15

AL LAVAN'S DSU YEAR-BY-YEAR RESULTS

2004 (4-7; 4-3 MEAC)

Lavan (4-7; 4-3 MEAC)		
L	0-51	MASSACHUSETTS
L	23-26	NC CENTRAL
L	13-49	at Elon
L	0-49	SO. ILLINOIS
W	28-23	HAMPTON*
L	16-45	at Bethune-Cookman*
W	15-6	NO. CAROLINA A&T*
L	30-34	at Morgan State*
L	14-28	SC STATE* (HC)
W	33-28	at Norfolk State*
W	32-13	at Howard*

* - MEAC game

2005 (7-4; 6-2 MEAC)

Lavan (11-11; 10-5 MEAC)		
W	21-17	at Florida A&M*
W	38-6	MILLERSVILLE
L	7-65	at James Madison
L	6-24	at Coastal Carolina
L	8-26	at Hampton*
W	17-0	BETH.-COOKMAN*
W	23-13	at No. Carolina A&T*
W	41-14	MORGAN STATE*
L	3-24	at So. Carolina State*
W	38-17	NORFOLK STATE*
W	23-7	HOWARD*

2006 (8-3; 6-2 MEAC)

Lavan (19-14; 16-7 MEAC)		
W	34-14	vs. Florida A&M* (Detroit, Mich.)
W	63-28	ST. FRANCIS
L	3-23	at Northwestern St.
L	14-29	at Hampton*
W	33-31	at Bethune-Cookman*
W	33-31	at Bethune-Cookman*
W	37-21	NO. CAROLINA A&T*
W	29-7	at Morgan State*
W	10-9	SO. CAROLINA ST.*
W	62-0	CONCORD (WV)
W	33-10	at Norfolk State*
L	17-20	at Howard*

2007 (10-2; 8-0 MEAC)

Lavan (29-16; 24-7 MEAC)		
W	23-18	COASTAL CAROLINA
W	20-7	at Florida A&M*
L	7-38	at Kent State
W	24-7	at Hampton*
W	24-10	BETH.-COOKMAN*
W	27-0	at No. Carolina A&T*
W	25-17	MORGAN STATE*
W	17-16	at So. Carolina St.*
W	23-20	at Winston-Salem St.
W	28-21(OT)	NORFOLK STATE*
W	29-13	HOWARD*
L	7-44	at Delaware+

+ - FCS Playoffs

2008 (5-6; 5-3 MEAC)

Lavan (34-22; 29-10 MEAC)		
W	35-28 (OT)	FLORIDA A&M*
L	3-24	at Kent State
L	10-28	CENTRAL CONN.
L	14-17	HAMPTON*
W	26-20	at Beth-Cookman*
W	42-7	NCA&T*
L	3-20	at Morgan State*
L	17-23	SO. CAROLINA ST.*
L	26-27	WINSTON-SALEM
W	34-28	at Norfolk State*
W	10-6	at Howard*

2009 (4-7; 3-5 MEAC)**

Lavan (38-28; 32-14 MEAC)		
L	12-21	at Florida A&M*
L	17-27	at Delaware
W	21-6	at Hampton*
L	9-10	BETH.-COOKMAN*
L	6-63	at Michigan
W	35-22	MORGAN STATE
L	10-52	at So. Carolina St.*
W	24-21	at Winston-Salem St.
L	16-21	NORFOLK ST.*
W	30-20	HOWARD*

** - Includes forfeit loss to North Carolina A&T

2010 (0-3; 0-1 MEAC)**

Lavan (38-29; 32-14 MEAC)		
L	27-37	vs. Southern (La.)
L	14-17	FLORIDA A&M*
L	14-34	at Coastal Carolina
L	14-20	HAMPTON*
L	24-47	at Bethune-Cookman

2010 GAMES TO DATE

GAME 1
SOUTHERN 37 DELAWARE STATE 27
CITRUS BOWL-ORLANDO, FLA.
MEAC/SWAC CHALLENGE
SEP. 5, 2010

Southern scored 21 unanswered points in the fourth quarter en route to a 37-27 win over Delaware State before 16,367 sun baked fans at the Florida Citrus Bowl in the 2010 MEAC/SWAC Challenge. The Hornets led 27-16 before the Jaguars stormed back. The Southern win overshadowed a career effort by Delaware State's Larrone Moore, who collected 186 all-purpose yards. Moore also became the first Hornet with two touchdowns of 85-or-more yards in a game. Moore was selected as Delaware State's Most Valuable Player for the contest. Delaware State scored first when quarterback Anthony Glaud connected with Darius Jackson on a 16-yard touchdown pass on the opening drive of the game. The extra point kick by freshman Mario Diaz-Aviles gave the Hornets a 7-0 lead with 11:08 left in the first quarter. Glaud was 3-for-3 for 33 yards on the seven-play, 3-minute-52 scoring drive. Jaashawn Jones had three carries for 33 yards, including a 24-yard run, during the drive. Moore struck for the first time later in the second quarter to put the Hornets back in front. The Hyattsville, Md., native caught a pass from Glaud on a crossing pattern and sprinted untouched 85 yards for a touchdown to give Delaware State a 13-7 lead with 12:24 left in the second quarter. A poor snap prevented the Hornets from converting the extra point following the touchdown. The touchdown catch was Moore's second at Delaware State, and the longest of his career. It was also Glaud's longest career completion. It took the Hornets just 13 seconds to regain the lead. Moore took the ensuing kickoff and darted down the left sideline 90 yards for a touchdown to give DSU a 19-14 lead with 3:11 left in the second quarter. Another poor snap by the Hornets on the extra point attempt was scooped up by Southern's Anthony Wells, who returned the ball downfield for two points, cutting Delaware State's lead to 19-16.

Score by quarters

	1	2	3	4	T
SOUTHERN	0	16	0	21	37
DELAWARE ST.	7	12	8	0	27

Scoring Summary

1st Qtr.

DSU 11:08 Jackson 11 pass from Glaud (Diaz-Aviles kick) 7-67, 3:52 DSU 7 SU 0

2nd Qtr.

SU 14:05 Jordan 9 pass from McGinty (Griswold kick) 14-80; 6:35 DSU 7 SU 7

DSU 12:24 Moore 85 pass from Glaud (run failed) 3-85; 1:36 DSU 13 SU 7

SU 3:24 Nzekwe 1 run (Griswold kick) 12-75; 5:41 SU 14 DSU 13

DSU 3:11 Moore 90 kickoff ret. (rush fumbled) DSU 19 SU 14

SU 3:11 Wells PAT return DSU 19 SU 16

3rd Qtr.

DSU 10:50 Wilson 38 pass from Elko (Elko run) 2-58; 0:20 DSU 27 SU 16

4th Qtr.

SU 7:59 Joseph 5 run (Griswold kick) 5-49; 1:59 DSU 27 SU 23

SU 4:43 Cushingberry 64 punt ret. (Griswold kick) SU 30 DSU 27

SU 1:53 Allen 4 pass from Joseph (Griswold kick) 3-40; 1:15 SU 37 DSU 27

Team Statistics

	DSU	SU
First Downs	15	23
Rushes-Yards (net)	31-77	38-158
Passing yards (net)	243	236
Passes (A-C-I)	21-9-2	37-19-0
Total Offense (plays-yards)	52-320	75-394
Fumble Returns-yds.	0-0	0-0
Punt Returns- yds.	3-22	2-71
Kickoff returns - yds.	6-175	5-104
Int. returns- yds.	0-0	2-23
Punts (No. - avg.)	6-31.7	5-44.6
Fumbles - lost	2-0	1-1
Penalties - yds.	6-32	10-90
Possession time	26:15	33:45
Third down conversions	2 of 9	7 of 15
Fourth down conversions	0 of 0	0 of 1
Red zone scores-chances	1 of 2	4 of 6
Sacks by: No. - yds.	0-0	1-2

DELAWARE STATE

Rushing	No.	Yds.	TD	LG	AVG
Jones	11	53	0	24	4.8
Glaud	10	29	0	15	2.9
Rosseau	6	7	0	4	1.2
Elko	2	4	0	3	2.0

Passing	A-C-I	Yds.	TD	LG
Glaud	17-7-1	198	2	85
Elko	4-2-1	45	1	38

Receiving	No.	Yds.	TD	LG
Jackson	3	69	0	47
Moore	2	92	1	85
Wilson	1	38	1	38
Brewton	1	22	0	22
Dixon	1	13	0	13
Tarpley	1	7	0	7

Punting	No.	Avg.	LG	I20
Kano	6	31.7	39	0

Punt Returns	No.	Yds.	TD	LG
Jackson	2	12	0	7

Kickoff Returns	No.	Yds.	TD	LG
Moore	2	94	1	90
Tarpley	2	53	0	36
Wilson	2	28	0	21

Tackles	UA-A	TT	TL-Yds.	SK
Caroll	2-11	13	1-0.5	0-0
Ferguson	2-8	10	0-0	0-0
Green	5-4	9	0-0	0-0
Watson	3-5	8	0-0	0-0
Harvey	1-7	8	1-2	0-0

SOUTHERN

Rushing	No.	Yds.	TD	LG	AVG
Nzekwe	15	98	1	16	6.5
Hollimon	16	46	0	23	2.9

Passing	A-C-I	Yds.	TD	LG
Joseph	21-12-0	162	1	37
MCGinty	16-7-0	74	1	21

Receiving	No.	Yds.	TD	LG
Allen	4	64	0	33
Hollimon	4	47	0	16
Jordan	2	46	1	37

Punting	No.	Avg.	LG	I20
Duran	5	44.6	54	2

Punt Returns	No.	Yds.	TD	LG
Cushingberry	2	71	1	64

Kickoff Returns	No.	Yds.	TD	LG
Cushingberry	5	104	0	25

Tackles	UA-A	TT	TL-Yds.	SK
Coleman	3-4	7	0.5-1	0-0
Narcisse	2-4	6	0.5-1	0-0
Williams	1-5	6	1-1	0-0

Larrone Moore (right) had 186 all-purpose yards, and was named Delaware State's MVP, in the season-opening loss to Southern



2010 GAMES TO DATE

GAME 2
FLORIDA A&M 17 DELAWARE STATE 14
ALUMNI STADIUM-DOVER, DEL.
SEP. 11, 2010

Martin Ukpai threw two touchdown passes, including the go-ahead score in the third quarter, to lead Florida A&M over the Hornets in the Mid-Eastern Athletic Conference (MEAC) opener for each team. The Rattlers improved to 1-1 overall, while the Hornets fell to 0-2. Delaware State pulled ahead 12-10 when Jaashawn Jones capped off a 5-play, 56-yard drive with a one-yard touchdown run with 12:24 left in the third quarter. The big play in the drive was a 34-yard pass from Anthony Glaud to Larrone Moore to the Florida A&M 4-yard line. Glaud ran for two points on the conversion to give the Hornets a 14-10 lead. The Rattlers needed just two plays on the ensuing possession to regain the lead. Ukpai connected with Brian Tymes on a 50-yard scoring pass to give the Rattlers a 17-14 lead with 11:23 left in the third quarter. Each team had good scoring opportunities in the fourth quarter, but failed to convert. The Hornets came away with points on just two of five "red-zone" chances due, in part, to the lack of a reliable field goal kicker. Starting placekicker Mario Diaz-Aviles sat out the game after suffering an ankle injury in the Hornets' opening day loss to Southern on Sep. 5. Delaware State outgained Florida A&M 344 to 299. Glaud connected on 14 of 31 passes for 192 yards for Delaware State. He also completed an 11-yard touchdown pass to Darius Jackson to give the Hornets a 6-3 lead in the second quarter. Moore had five catches for 102 yards for the Hornets. He also had 93 kickoff return yards to give him 195 all-purpose yards for the game. Moore is averaging 190.5 all-purpose yards in the Hornets' two-game this season. Jones led DSU with 95 yards rushing.

Score by quarters

	1	2	3	4	T
FLORIDA A&M	3	7	7	0	17
DELAWARE ST.	0	6	8	0	14

Scoring Summary

1st Qtr.

FAMU 12:11 Scott 26 field goal
 7-54; 2:49 FAMU 3 DSU 0

2nd Qtr.

DSU 9:02 Jackson 11 pass from Glaud (run failed)
 8-94; 3:00 DSU 6 FAMU 3

FAMU 7:00 Lawrence 22 pass from Ukpai (Scott kick)
 4-40; 2:02 FAMU 10 DSU 6

3rd Qtr.

DSU 12:24 Jones 1 run (Glaud run)
 5-56; 2:26 DSU 14 FAMU 10

FAMU 11:23 Tymes 50 pass from Ukpai (Scott kick)
 2-56; 0:55 FAMU 17 DSU 14

Team Statistics

	DSU	FAMU
First Downs	20	17
Rushes-Yards (net)	39-152	33-138
Passing yards (net)	192	161
Passes (A-C-I)	31-14-1	27-12-0
Total Offense (plays-yards)	70-344	60-299
Fumble Returns-yds.	0-0	1-32
Punt Returns- yds.	3-13	2-5
Kickoff returns – yds.	4-126	0-0
Int. returns- yds.	1-1	0-0
Punts (No. – avg.)	5-27.6	6-41.7
Fumbles – lost	1-1	2-1
Penalties – yds.	6-33	9-57
Possession time	30:23	29:37
Third down conversions	6 of 15	6 of 14
Fourth down conversions	1 of 4	0 of 0
Red zone scores-chances	2 of 5	1 of 3
Sacks by: No. – yds.	2 – 20	2-9

DELAWARE STATE

Rushing	No.	Yds.	TD	LG	AVG
Jones	25	95	1	18	3.8
Glaud	14	57	0	18	4.1

Passing	A-C-I	Yds.	TD	LG
Glaud	31-14-1	192	1	39

Receiving	No.	Yds.	TD	LG
Moore	5	102	0	39
Wilson	4	46	0	22
Jackson	3	29	1	11
Dixon	1	13	0	13
Tarpley	1	2	0	2

Punting	No.	Avg.	LG	I20
Kano	5	27.6	44	1

Punt Returns	No.	Yds.	TD	LG
Jackson	2	10	0	9
Tarpley	1	3	0	3

Kickoff Returns	No.	Yds.	TD	LG
Moore	2	93	0	54
Tarpley	2	33	0	25

Tackles	UA-A	TT	TL-Yds.	SK
Green	4-5	9	0-0	0-0
Sutton	1-4	5	0-0	0-0
Caroll	1-4	5	1-0.5	0-0
Hinton	4-0	4	0-0	0-0

FLORIDA A&M

Rushing	No.	Yds.	TD	LG	AVG
Rocker	12	45	0	16	3.8
Sylvester	4	44	0	19	11.0

Passing	A-C-I	Yds.	TD	LG
Ukpai	27-12-0	161	2	50

Receiving	No.	Yds.	TD	LG
Elliot	4	51	0	17
Tymes	2	55	1	50

Punting	No.	Avg.	LG	I20
Holdren	6	41.7	60	2

Punt Returns	No.	Yds.	TD	LG
Lawrence	2	5	0	3

Kickoff Returns	No.	Yds.	TD	LG
None				

Tackles	UA-A	TT	TL-Yds.	SK
Graham	1-9	10	0.5-1	0-0
Hollinghead	2-6	8	1-1	0-0
Holcomb	4-3	7	0-0	0-0

Kevin Green (right) led the Hornets with nine tackles in 17-14 loss to Florida A&M



2010 GAMES TO DATE

GAME 3
COASTAL CAROLINA 34 DELAWARE STATE 14
BROOKS STADIUM-CONWAY, S.C.
SEP. 25, 2010

Coastal Carolina dominated the first half en route to the win before a sellout crowd of 9,218 at Brooks Stadium. Coastal Carolina led 31-0 at halftime, and 34-0 late in the fourth quarter before DSU scored two touchdowns in the final 1:58 of the game to avoid being shutout for the first time since 2004. The Chanticleers opened the scoring when Zach MacDowall connected with Brandon Whitley on a five-yard touchdown pass with 9:26 left in the opening quarter. Back-up quarterback Aramis Hillary capped off the six-play drive with a six-yard touchdown run to give the hosts a 14-0 lead with 4:35 left in the first quarter. The Chanticleers used a trick play to open up a three-touchdown lead. Quarterback Zach MacDowall completed a pass behind the line-of-scrimmage to wide receiver Dushawn Davis, who threw the ball to a wide open Brandon Whitley for a 24-yard touchdown to give CCU a 21-0 lead. Delaware State's best drive of the first half ended in disaster as Coastal returned a blocked field goal attempt for its fourth touchdown. Justin Durham nailed a 35-yard field goal on the final play of the first to give Coastal Carolina a 31-0 lead at intermission. Delaware State finally got on the board when quarterback Anthony Glaud directed an 80-yard scoring drive late in the game Glaud capped off the drive with a one-yard touchdown run on fourth-and-goal with 1:58 left to play. The big play in the drive was a 22-yard completion on third down to Larrone Moore. Glaud connected with Donnell Dixon on a two-point pass to cut Coastal's lead to 34-8. The Hornets recovered an onside kick on the ensuing kickoff that resulted in their second touchdown. Glaud capped off the four-play, 50-yard drive with an eight-yard touchdown pass to Dixon to pull Delaware State to within 34-14 with 49 seconds left to play. A two-point pass following the score was unsuccessful. Glaud completed 22-of-25 passes (88.0%), mostly of the short variety, for 153 yards and one touchdown.

Score by quarters

	1	2	3	4	T
DSU	0	0	0	14	14
CCU	14	17	0	3	34

Scoring Summary

1st Qtr.

CCU 09:26 Whitley 5 pass from MacDowall
 (Durham kick) 7-65; 2:59 CCU 7 DSU 0

CCU 04:35 Hillary 6 run (Durham kick)
 6-34; 2:46 CCU 14 DSU 0

2nd Qtr.

CCU 13:47 Whitley 24 pass from Davis
 (Durham kick) 7-90; 2:24 CCU 21 DSU 0

07:25 Jolly 94 blocked FG ret. (Durham kick)
 CCU 28 DSU 0

CCU 0:00 Durham 35 FG
 5-20; 2:12 CCU 31 DSU 0

4th Qtr.

CCU 09:04 Durham 42 FG
 6-46; 2:35 CCU 34 DSU 0

DSU 01:58 Glaud 1 run (Glaud pass to Dixon)
 13-80; 7:06 CCU 34 DSU 8

DSU 00:49 Dixon 8 pass from Glaud (pass failed)
 4-50; 1:02 CCU 34 DSU 14

Team Statistics

	DSU	CCU
First Downs	17	18
Rushes-Yards (net)	36-57	29-183
Passing yards (net)	153	156
Passes (A-C-I)	25-22-0	24-17-2
Total Offense (plays-yards)	61-210	53-339
Fumble Returns-yds.	0-0	0-0
Punt Returns- yds.	0-0	3-42
Kickoff returns - yds.	4-83	2-17
Int. returns- yds.	2-0	0-0
Punts (No. - avg.)	6-39.7	1-34.0
Fumbles - lost	1-1	1-1
Penalties - yds.	10-56	10-85
Possession time	36:37	23:23
Third down conversions	5 of 14	5 of 9
Fourth down conversions	1 of 2	0 of 0
Red zone scores-chances	2 of 3	3 of 4
Sacks by: No. - yds.	1 -5	6-36

DELAWARE STATE

Rushing	No.	Yds.	TD	LG	AVG
Jones	12	48	1	11	4.0
Williams	6	17	0	7	2.8

Passing	A-C-I	Yds.	TD	LG
Glaud	25-22-0	153	1	22

Receiving	No.	Yds.	TD	LG
Wilson	4	38	0	16
Bashir	4	36	0	12
Jackson	4	9	0	7
Moore	3	30	0	22
Dixon	3	16	0	8
Williams	2	3	0	7
Tarpley	1	12	0	12
Rosseau	1	9	0	9

Punting	No.	Avg.	LG	I20
Kano	6	39.7	47	1

Punt Returns	No.	Yds.	TD	LG
none				

Kickoff Returns	No.	Yds.	TD	LG
Moore	1	19	0	19
Tarpley	3	64	0	24

Tackles	UA-A	TT	TL-Yds.	SK
Ferguson	4-1	5		
Green	3-2	5	1-1	1-1
Adjei	3-2	5	0-0	0-0

COASTAL CAROLINA

Rushing	No.	Yds.	TD	LG	AVG
O'Neal	11	77	0	38	7.0
Jones	2	41	0	26	20.5

Passing	A-C-I	Yds.	TD	LG
MacDowall	20-13-2	104	1	25
Hillary	3-3-0	28	0	13
Davis	1-1-0	24	1	24

Receiving	No.	Yds.	TD	LG
Duran	4	59	0	25
Willis	4	38	0	14

Punting	No.	Avg.	LG	I20
Erdman	1	34.0	34	0

Punt Returns	No.	Yds.	TD	LG
Mastromatteo	3	28	0	17

Kickoff Returns	No.	Yds.	TD	LG
Height	1	17	0	17

Tackles	UA-A	TT	TL-Yds.	SK
Steward	4-5	9	1-2	0-0
Jacobs	4-2	6	2-5	0-0
Holman	2-4	6	0-0	0-0

Donnell Dixon (right) scored his first touchdown of the season on a pass from Anthony Glaud in the fourth quarter.



2010 GAMES TO DATE

GAME 4
HAMPTON 20 DELAWARE STATE 14
ALUMNI STADIUM- DOVER, DEL.
SEP. 30, 2010

Freshman Antwon Chisholm rushed for 157 yards and a touchdown to lead Hampton to a 20-14 win over Delaware State in a rain soaked nationally televised game (ESPNU) at Alumni Stadium. The game began in a downpour and was played in a steady rain throughout the contest. The game was scoreless for nearly three quarters before Hampton broke through. Pirate quarterback David Legree capped off a seven-play, 54-yard drive with a one-yard touchdown plunge to give Hampton a 6-0 lead with 37 seconds left in the third quarter. The Hornets used a trick play to finally get on the board on their next possession. Wide receiver Darius Jackson took a swing pass from quarterback Anthony Glaud behind the line-of-scrimmage, then passed the ball to a wide open Justin Wilson in the endzone for a 23-yard touchdown to tie the game at 6-6 with 14:05 left in the fourth quarter. The extra point kick by Mario Diaz-Aviles gave the Hornets a 7-6 lead. The touchdown catch was the second of the year for Wilson. Hampton regained the lead on its next possession. The Pirates marched 85 yards on nine plays, capped off by a 37-yard touchdown pass from Legree to Javaris Brown with 10:46 left to play. Legree completed a two-point pass to Reginald Hicks to give Hampton a 14-7 lead. After Delaware State failed to score on its next possession, Chisholm gave the Pirates a 20-7 lead on a 57 yard touchdown run with 7:32 remaining in the game. The extra point kick was no good. Delaware State pulled closer on a touchdown in the final minute. Back-up quarterback Nick Elko capped off an 8-play, 44-yard drive with a 23-yard touchdown pass to Donnell Dixon with 24 seconds left to play. Elko completed 4-of-7 passes for 44 yards during the drive. Dixon has touchdown catches in each of the last two games. The Hornets attempted an onsidest kick after the touchdown, but Hampton recovered the ball to secure the win.

Score by quarters

	1	2	3	4	T
HAM	0	0	6	14	20
DSU	0	0	0	14	14

Scoring Summary

3rd Qtr.

HAM 00:37 Legree 1 run (kick failed)
 7-54, 2:30 HAM 6 DSU 0

4th Qtr.

DSU 14:05 Wilson 23 pass from Jackson
 (Diaz-Aviles kick) 5-58; 1:07 DSU 7 HAM 6

HAM 10:46 Brown 37 pass from Legree
 (Legree to Hicks) 5-58; 1:27 HAM 14 DSU 7

HAM 07:32 Chisholm 57 run (kick failed)
 3-83; 1:04 HAM 20 DSU 7

DSU 00:24 Dixon 13 pass from Elko
 (Diaz-Aviles kick) 8-44; 1:28 HAM 20 DSU 14

Team Statistics

	DSU	HAM
First Downs	21	14
Rushes-Yards (net)	34-80	52-258
Passing yards (net)	183	83
Passes (A-C-I)	50-19-0	11-5-0
Total Offense (plays-yards)	84-263	63-341
Fumble Returns-yds.	1-7	0-0
Punt Returns- yds.	1-1	3-9
Kickoff returns - yds.	4-132	2-43
Int. returns- yds.	0-0	0-0
Punts (No. - avg.)	8-38.4	9-37.3
Fumbles - lost	2-1	5-2
Penalties - yds.	3-15	14-137
Possession time	32:20	27:40
Third down conversions	7 of 22	4 of 13
Fourth down conversions	3 of 7	0 of 0
Red zone scores-chances	0 of 4	1 of 1
Sacks by: No. - yds.	0-0	2-12

DELAWARE STATE

Rushing	No.	Yds.	TD	LG	AVG
Jones	22	78	0	23	3.5
Glaud	11	13	0	5	1.2

Passing	A-C-I	Yds.	TD	LG
Glaud	42-14-0	116	0	19
Elko	7-4-0	44	1	23
Jackson	1-1-0	23	1	23

Receiving	No.	Yds.	TD	LG
Wilson	6	66	1	23
Tarpley	4	45	0	19
Dixon	3	45	1	23
Moore	3	18	0	1
Jackson	3	9	0	9

Punting	No.	Avg.	LG	I20
Kano	7	43.9	70	3

Punt Returns	No.	Yds.	TD	LG
none				

Kickoff Returns	No.	Yds.	TD	LG
Moore	2	47	0	38
Tarpley	1	78	0	47

Tackles	UA-A	TT	TL-Yds.	SK
Caroll	9-3	12	2.5/5	
Harvey	5-4	9		
Green	2-4	6		

HAMPTON

Rushing	No.	Yds.	TD	LG	AVG
Chisholm	15	157	1	57	10.5
McCloude	14	36	0	8	2.6

Passing	A-C-I	Yds.	TD	LG
Legree	11-5-0	83	1	37

Receiving	No.	Yds.	TD	LG
Brown	2	53	1	37
Davis	2	14	0	8

Punting	No.	Avg.	LG	I20
Stovall	9	37.3	58	2

Punt Returns	No.	Yds.	TD	LG
Davis	2	2	0	2

Kickoff Returns	No.	Yds.	TD	LG
Davis	1	22	0	22
Mathis	1	21	0	21

Tackles	UA-A	TT	TL-Yds.	SK
Peguese	4-8	12	1-12	1-2
Johnson	3-8	11		
Fenner	2-5	7		

Andre Caroll (right) led the Hornets with 11 tackles in the loss to Hampton



2010 GAMES TO DATE

GAME 5
BETHUNE-COOKMAN 47 DELAWARE STATE 24
MUNICIPAL STADIUM- DAYTONA BEACH, FLA.
OCT. 9, 2010

Bethune-Cookman racked up 590 yards to improve 5-0 overall (3-0 MEAC). Delaware State scored 22 points and collected 291 yards in the second half after trailing 34-2 at the break. Quarterback Matt Johnson completed 16-of-21 passes for 259 yards and a touchdown, and rushed for 52 yards and a score, to lead the Bethune-Cookman attack. Bethune-Cookman was forced to punt on its first three possessions of the game, but took advantage of a Delaware State special teams miscue to get on the board first. After a bad punt snap gave Bethune-Cookman the ball at the DSU 25, Androse Bell capped off a three-play drive with a one-yard touchdown run to give the Wildcats a 6-0 lead with 4:23 left in the first quarter. Delaware State's next possession also ended with a bad punt snap, giving the Wildcats the ball at the Hornets' 25. Six plays later, Andronicus Bell scored on a one-yard plunge to give BCU a 12-0 lead with 1:29 left in the opening quarter. The extra point kick was blocked. The ball was scooped up by Delaware State's Jomah Watson, who returned it all the way for two points for the Hornets. Bethune-Cookman scored 22 unanswered points in the second quarter to open up a 34-2 lead at the half. Back-up quarterback Nick Elko engineered a drive that resulted in Delaware State's first touchdown of the game. Nick Williams capped off the three-play, 80-yard drive with a 22- yard touchdown run to cut BCU's lead to 40-9 with 2:44 left in the third quarter. It was the first career touchdown for Williams, who also had a 26-yard run during the drive. The scoring march also featured a 36-yard pass from Elko to tight end Jahmel Bashir. Elko and wide receiver Larrone Moore connected for two touchdown passes in the fourth quarter. The pair hooked up on a 60-yard catch and run for a touchdown to cut Bethune-Cookman's lead to 40-16 with 12:10 left to play. Their second touchdown covered 26 yards with 2:43 remaining in the game.

Score by quarters

	1	2	3	4	T
DSU	2	0	7	15	24
BCU	14	22	6	7	47

Scoring Summary

1st Qtr.

BCU	04:23	Bell 1 run	(kick failed)		
	3-25, 0:43			BCU 6	DSU 0
BCU	01:29	Lovette 1 run	(kick blocked)		
	6-25, 2:15			BCU 12	DSU 0
DSU	01:29	Watson PAT return			
				BCU 12	DSU 2

2nd Qtr.

BCU	09:36	Johnson 1 run	(Johnson to Brown)		
	13-80; 4:32			BCU 20	DSU 2
BCU	05:57	Jackson 10 run	(Hurd kick)		
	4-82; 1:05			BCU 27	DSU 2
BCU	01:28	Bell 3 run	(Hurd kick)		
	8-88; 2:43			BCU 34	DSU 2

3rd Qtr.

BCU	08:35	Reams 41 pass from Johnson	(kick blocked)		
	5-85; 1:50			BCU 40	DSU 2
DSU	02:44	Williams 22 run	(Diaz-Aviles kick)		
	3-80; 0:59			BCU 40	DSU 9

4th Qtr.

DSU	12:10	Moore 60 pass from Elko	(Diaz-Aviles kick)		
	4-85; 1:31			BCU 40	DSU 16
BCU	05:47	Wilson 6 run	(Hurd kick)		
	14-65; 6:13			BCU 47	DSU 16
DSU	02:43	Moore 26 pass from Elko	(Rosseau run)		
	8-52; 2:55			BCU 47	DSU 24

Team Statistics

	DSU	BCU
First Downs	18	31
Rushes-Yards (net)	28-124	59-268
Passing yards (net)	236	322
Passes (A-C-I)	31-17-0	27-19-0
Total Offense (plays-yards)	59-360	86-590
Fumble Returns-yds.	0-0	0-0
Punt Returns- yds.	1-1	2-13
Kickoff returns - yds.	8-164	4-72
Int. returns- yds.	0-0	0-0
Punts (No. - avg.)	6-48.0	4-37.5
Fumbles - lost	3-1	0-0
Penalties - yds.	11-108	16-127
Possession time	23:36	36:24
Third down conversions	2 of 11	8 of 15
Fourth down conversions	0 of 3	2 of 3
Red zone scores-chances	0 of 2	6 of 7
Sacks by: No. - yds.	2 -7	4-22

DELAWARE STATE

Rushing	No.	Yds.	TD	LG	AVG
Jones	10	71	0	34	7.1
Williams	4	53	1	25	13.2
Passing	A-C-I	Yds.	TD	LG	
Glaud	24-12-0	127	0	33	
Elko	7-5-0	109	2	60	
Receiving	No.	Yds.	TD	LG	
Moore	4	99	2	60	
Wilson	4	47	0	16	
Dixon	3	27	0	13	
Bashir	2	36	0	33	
Williams	2	10	0	12	
Langdon	1	16	0	16	
Jackson	1	1	0	1	
Punting	No.	Avg.	LG	I20	
Kano	6	48.0	70	4	
Punt Returns	No.	Yds.	TD	LG	
Jackson	1	1	0	1	
Kickoff Returns	No.	Yds.	TD	LG	
Moore	3	78	0	36	
Tarpley	2	49	0	24	
Tackles	UA-A	TT	TL-Yds.	SK	
Caroll	7-4	11	2.0/2		
Harvey	5-3	8			
Watson	5-1	6			

BETHUNE-COOKMAN

Rushing	No.	Yds.	TD	LG	AVG
Jackson	14	85	1	13	6.1
Lovette	13	60	1	17	4.6
Johnson	9	52	1	23	5.8
Bell	13	35	2	6	2.7
Passing	A-C-I	Yds.	TD	LG	LG
Johnson	21-16-0	259	1	50	
Receiving	No.	Yds.	TD	LG	
Reams	6	119	1	41	
Brown	4	46	0	15	
Punting	No.	Avg.	LG	I20	
Kowalski	4	37.5	44	0	
Punt Returns	No.	Yds.	TD	LG	
Keith	2	13	0	12	
Kickoff Returns	No.	Yds.	TD	LG	
Keith					
Tackles	UA-A	TT	TL-Yds.	SK	
Williams	5-1	6	2-6	1-3	
Sandilands	4-2	6		1-0	

Nick Elko came off the bench to complete 5 of 7 passes for 109 yards and two touchdowns in loss to Bethune-Cookman



DELAWARE STATE UNIVERSITY 2010 FOOTBALL DEPTH CHART
(as of Oct. 11, 2010)

OFFENSE

X 3 – Larrone Moore (Sr., 6-0/185/Hyattsville, Md.)
14 – Justin Brewton (So., 6-4/215/Fairless Hills, Pa.)

LT 78 – Nail Muradymov (r-So., 6-7/300/Burtonsville, Md.)
62 – Tywan Lee (Jr., 6-3/315/Miami, Fla)

LG 76 – Thomas Threadgill (Jr., 6-5/315/Frederick, Md.)
74 – Aaron Boyd (Fr., 6-5/325/Alexandri, Va.)

C 61 – Marcus Ponder (r-Jr., 6-2/295/Hamilton, N.J.)
63 – Brandon Cunningham (So., 6-2/270/Lumberton, N.J.)

RG 73 – Darryl Hicks (Sr., 6-4/300/Boston, Mass.)
71 – Trevor Sales (Fr., 6-3/285/LaPorte, Ind.)

RT 72 – Keith Newell (So., 6-6/305/Trenton, N.J.)
66 – Danzel Manley (Fr., 6-5/305/Greenbelt, Md.)

TE 81 – Ryan Langdon (So., 6-4/235/Phila., Pa.)
89 – Jahmel Bashir (So., 6-3, 250/Phila., Pa.)

H 1 – Darius Jackson (r-Jr., 5-10/170/Quincy, Fla.)
5 – Travis Tarpley (r-So., 5-7/175/Danville, Fla.)

Z 13 – Donnell Dixon (r-So. 5-10/185/Hampton, Va.)
7 – Justin Wilson (r-So., 6-1/175/Windsor, Conn.)

RB 45 – Jaashawn Jones (r-Jr., 6-1/215/Asbury Park, N.Y.)
37 – James Rosseau (So., 5-7/205/Philadelphia, Pa.)

QB 11 – Anthony Glaud (r-Sr. 6-3/215/Sicklerville, N.J.)
12 – Nick Elko (r-So., 6-2/200/Odenton, Md.)

DEFENSE

LE 52 – Aaron Richardson (So., 6-1/220/Wash., D.C.)
91 – Olusegun Ayanbiola (So., 6-2/230/Greenbelt, Md.)

LT 93 – George Bansah (So., 6-1/275/Woodbridge, Va.)
97 – Darrell Brown (Jr., 6-2/280/Darby, Pa.)

RT 99 – Andre Caroll (r-Sr., 6-2/260/Neptune, N.J.)
97 – Darrell Brown (Jr., 6-2/280/Darby, Pa.)

RE 58 – Quintin Fortes (So., 6-3/235/Reston, Va.)
91 – Olusegun Ayanbiola (So., 6-2/230/Greenbelt, Md.)

SAM 2 – Kevin Green (r-Sr., 6-2/245/N. Chicago, Ill.)
33 – Herman Hinton (r-So., 6-2/210/Phila, Pa.)

MIKE 35 – John Sutton (r-Sr., 6-1/250/Buena, N.J.)
55 – Brandon Harvey (Jr., 6-1/220/Laurel, Md.)

WILL 31 – Quentin Ferguson (r-Jr., 5-11/205/Frederick, Md.)
26 – Marquis Spann (Jr., 6-2/205/Paterson, N.J.)

LCB 36 – Francis Adjei (r-Sr., 6-2/180/Silver Spring, Md.)
37 – Jamal Porcher (Fr. 5-10/175/Miami, Fla.)

SS 4 – Calvin Miner (r-So., 5-11/195/Sanford, Fla.)
9 – Matt Spicer (So., 5-11/180/Lanham, Md.)

FS 41 – Tavis Tabb (r-Jr. 6-2/195/Hampton, Va.)
16 – Matt Scott (Sr., 5-10/175/Harrington, Del.)

RCB 22 – Jomah Watson (r-Sr., 6-0/180/Largo, Md.)
24 – Jermond Colston (Fr., 5-11/180/Norfolk, Va.)

SPECIALISTS

PK 42 – Mario Diaz-Aviles (Fr., 5-11/200/Washington, D.C.)
83—Justin Brewton (So., 6-4/215/Fairless Hills, Pa.)

P 83 – Martin Kano (Fr., 6-6/225/Cottbus, Germany)
12—Nick Elko (r-So., 6-2/200/Odenton, Md.)

HLD 3 – Larrone Moore (Sr. , 6-0/185/Hyattsville, Md.)
1 – Darius Jackson (r-Jr., 5-10/170/Quincy, Fla.)

LS 58 – Quintin Fortes (So., 6-3/235/Reston, Va.)
51 – Greg Cannon (Fr., 5-11/180/Toms River, N.J.)

KR 3 – Larrone Moore (Sr., 6-0/185/Hyattsville, Md.)
15 – Travis Tarpley (r-So., 5-7/ 170/Danville, Va.)
1 – Darius Jackson (Jr., 5-10/ 185/ Quincy, Fla.)
7 – Justin Wilson (r-So., 6-1/175/Windsor, Conn.)

PR 15 – Travis Tarpley (r-So./5-7/175/Danville, Va.)
7 – Justin Wilson (r-So., 6-1/175/Windsor, Conn.)

PRONUNCIATION GUIDE

Ernest Adjei Ah-jay
 Josh Alaeze Ah-lee-zee
 Olusegun Ayanbiola Oo-loo-she-gun l-yan-bee-oo-lah
 Frantz Altidor France Al-tuh-door
 George Bansah Ban-suh
 Jahmel Bashir Juh-mel Buh-sheer
 Kahlil Battle Kah-lil
 Joseph "Bo" Ceravolo Sare-ah-vo-lo
 Mario Diaz-Aviles Mar-ee-oo Dee-az– Ah-vee-les
 Quintin Fortes Forts
 Anthony Glaud Glawd (rhymes with applaud)
 Jadira Green Juh-dye-ruh

Jaashawn Jones Juh-shawn
 Tywan Lee Ty-wahn
 Al Lavan LUH-van
 Larrone Moore Luh-Rahn
 Nail Muradymov Muh-rah-dih-mahv
 James Rosseau Roo-sow
 Marquese Sanders Mar-keese
 Marquis Spann Mar-kis
 Terrell Talbert Tuh-rell
 Jomah Watson JO-mah

2010 DELAWARE STATE UNIVERSITY FOOTBALL ROSTER

Numerical							
NO	NAME	POS	HT	WT	CL	HOMETOWN/PREVIOUS SCHOOL	
1	Darius Jackson	WR	5-10	170	JR	Quincy, Fla. / East Gadsen HS	
2	Kevin Green	LB	6-2	245	r-SR	North Chicago, Ill. / Purdue	
3	Larrone Moore	WR	6-0	185	SR	Hyattsville, Md. / Northwestern HS	
4	Calvin Miner	DB	5-11	195	r-SO	Sanford, Fla. / Lake Mary HS	
5	Travis Tarpley	WR	5-7	175	r-SO	Danville, Va. / Geo. Washington HS	
7	Justin Wilson	WR	6-1	175	r-SO	Windsor, Conn. / Windsor HS	
9	Matt Spicer	DB	5-11	180	SO	Lanham, Md./ Eleanor Roosevelt HS	
11	Anthony Glaud	QB	6-3	210	r-SR	Sicklerville, N.J. / Bowling Green Univ.	
12	Nick Elko	QB	6-2	205	r-SO	Odenton, Md. / Arundel HS	
13	Donnell Dixon	WR	5-10	185	r-SO	Hampton, Va. / Phoebus HS	
14	Justin Brewton	TE	6-4	215	SO	Fairless Hills, Pa./ Pennsbury HS	
15	Joseph "Bo" Ceravolo	WR	6-1	190	FR	Venice, Fla./ Venice HS	
16	Matt Scott	DB	5-10	175	SR	Harrington, Del. / Lake Forest HS	
17	Micah Brown	QB	6-2	220	SR	Quincy, Fla. / East Gadsen HS	
18	Terrell Talbert	DB	5-11	195	SR	Fort Washington, Md. / Friendly HS	
19	Chris Johnson	DB	6-2	215	r-JR	Paterson, N.J. / Boston College	
21	Joe Boyd	DB	6-0	180	FR	Ft. Washington, Md./ Friendly HS	
22	Jomah Watson	DB	6-0	180	r-SR	Largo, Md./Largo HS	
24	Jermond Colston	DB	5-11	180	FR	Norfolk, Va./ Booker T. Washington HS	
25	Alex Perry	DB	5-11	220	FR	Jacksonville, Fla./First Coast HS	
26	Marquis Spann	LB	6-2	205	JR	Paterson, N.J. / John F. Kennedy HS	
27	Nick Williams	RB	5-9	165	SO	San Diego, Calif./Monte Vista HS	
28	Tahree McQueen	RB	5-10	200	r-JR	Paterson, N.J./Cincinnati/Eastside HS	
30	Rueben Hale	DB	5-8	165	SO	Norfolk, Va. / Maury HS	
31	Quentin Ferguson	DB	5-11	205	r-JR	Frederick, Md. / Frederick HS	
32	Dominic Shepard	LB	6-1	210	FR	Hyattsville, Md./ Eleanor Roosevelt HS	
33	Herman Hinton	LB	6-2	210	r-SO	Philadelphia, Pa. / West Catholic HS	
34	James Rosseau	RB	5-7	205	SO	Philadelphia, Pa./Northeast HS	
35	John Sutton	LB	6-1	250	r-SR	Buena, N.J./Buena HS	
36	Francis Adjei	DB	6-2	180	r-SR	Silver Spring, Md./Springbrook HS	
37	Jamal Porcher	DB	5-10	175	FR	Miami, Fla./Killian HS	
39	Shawn Billups	DB	5-9	150	FR	Brooklyn, N.Y./Boys & Girls HS	
41	Tavis Tabb	DB	6-2	195	r-JR	Hampton, Va. / Norcum HS	
42	Mario Daiz-Aviles	PK	5-11	200	FR	Washington, D.C./Wilson HS	
43	Anthony Frye	DB	5-10	175	SO	Landover, Md./Thomas Stone HS	
44	Davon Moore	DB	5-11	185	FR	Mt. Vernon, N.Y./Mt. Vernon HS	
45	Jaashawn Jones	RB	6-1	220	r-JR	Asbury Park, N.J. / Asbury Park HS	
46	Frantz Altidor	RB	5-9	180	JR	Milford, Del./Milford HS	
47	Troye Cornwall	DB	6-0	195	FR	Mt. Vernon, N.Y./Mt. Vernon HS	
49	Lamar Shaw	RB	5-8	225	FR	Mt. Vernon, N.Y./Mt. Vernon HS	
50	Byron Lewis	DL	6-2	250	FR	Virginia Beach, Va./Tallwood HS	

51	Greg Cannon	LS	5-11	180	FR	Toms River, N.J./Toms River East
52	Aaron Richardson	LB	6-1	220	SO	Washington D.C. / St. John's HS
53	Ernest Adjei	LB	6-0	220	SO	Woodbridge, Va./Gar-field HS
54	Thomas Best	LB	5-11	190	SO	Washington, D.C./Seneca Valley HS
55	Brandon Harvey	LB	6-1	220	JR	Laurel, Md./Hudson Valley CC/Laurel HS
57	Jonathan Mills	OL	6-3	290	FR	Ft. Lauderdale, Fla./St. Thomas Aquinas
58	Quintin Fortes	DE	6-3	235	SO	Reston, Va./South Lakes HS
59	Marquese Sanders	LB	6-1	215	SO	Philadelphia, Pa./West Catholic HS
61	Marcus Ponder	OL	6-2	295	r-JR	Hamilton, N.J. / Hamilton West HS
62	Tywan Lee	OL	6-3	315	JR	Miami, Fla./Deane JC/Northwestern HS
63	Brandon Cunningham	OL	6-2	290	FR	Lumberton, N.J./Rancocas Valley HS
65	Jadira Green	DT	6-4	300	FR	Washington, D.C./Oxon Hill HS
66	Danzel Manley	OL	6-5	305	FR	Greenbelt, Md./Eleanor Roosevelt HS
70	Brandon Purnsley	OL	6-3	295	SR	Wilmington, Del. / Howard HS
71	Trevor Sales	OL	6-3	285	FR	La Porte, Ind./ La Porte HS
72	Keith Newell	OL	6-6	305	SO	Trenton, N.J./Rutgers
73	Darryl Hicks	OT	6-4	310	SR	Boston, Mass. / Hudson Valley CC
74	Aaron Boyd	OT	6-5	325	FR	Alexandria, Va./Fork Union Military Acad.
76	Thomas Threadgill	OL	6-5	315	JR	Frederick, Md. / Frederick HS
78	Nail Muradymov	OL	6-7	310	r-SO	Burtonsville, Md. / Paint Branch HS
80	Sam Jenifer	WR	6-1	175	SO	Clayton, Del/Polytech HS
81	Ryan Langdon	TE	6-4	240	SO	Philadelphia, Pa./ Father Judge HS
83	Marco Kano	P	6-6	225	FR	Cottbus, Germany
84	Ronnie Bullock	WR	5-10	170	FR	Dover, Del./Caesar Rodney HS
85	Nick Brackett	TE	6-4	225	FR	Lawrenceville, N.J./Lawrence HS
86	Mike Rendle	WR	6-1	190	FR	Wilmington, Del./St. Elizabeth HS
88	Akeem Cobb	WR	5-10	175	FR	Newark, N.J./Central HS
89	Jahmel Bashir	TE	6-3	250	SO	Philadelphia, Pa./So. Phila. HS
91	Olusegun Ayanbiola	DE	6-2	230	SO	Greenbelt, Md. / Eleanor Roosevelt HS
92	Kahlil Battle	DL	6-2	210	SO	Maplewood, Minn./Johnson Sr. HS
93	George Bansah	DL	6-1	275	r-FR	Woodbridge, Va. / Potomac HS
97	Darrell Brown	DL	6-2	280	JR	Darby, Pa./Hudson Valley CC/Wm. Penn HS
98	Terron Stowe	DL	6-3	260	SR	Brooklyn, N.Y./Technical Career Institutes
99	Andre Caroll	DL	6-2	285	r-SR	Neptune, N.J. / Neptune HS

2010 DELAWARE STATE UNIVERSITY FOOTBALL ROSTER

Alphabetical

NO	NAME	POS	HT	WT	CL	HOMETOWN/PREVIOUS SCHOOL
53	Ernest Adjei	LB	6-0	220	SO	Woodbridge, Va./Gar-field HS
36	Francis Adjei	DB	6-2	180	r-SR	Silver Spring, Md./Springbrook HS
91	Olusegun Ayanbiola	DE	6-2	230	SO	Greenbelt, Md. / Eleanor Roosevelt HS
46	Frantz Altidor	RB	5-9	180	JR	Milford, Del./Milford HS
93	George Bansah	DL	6-1	275	r-FR	Woodbridge, Va. / Potomac HS
89	Jahmel Bashir	TE	6-3	250	SO	Philadelphia, Pa./So. Phila. HS
92	Kahlil Battle	DL	6-2	210	SO	Maplewood, Minn./Johnson Sr. HS
54	Thomas Best	LB	5-11	190	SO	Washington, D.C./Seneca Valley HS
39	Shawn Billups	DB	5-9	150	FR	Brooklyn, N.Y./Boys & Girls HS
85	Nick Brackett	TE	6-4	225	FR	Lawrenceville, N.J./Lawrence HS
14	Justin Brewton	TE	6-4	215	SO	Fairless Hills, Pa./ Pennsbury HS
97	Darrell Brown	DL	6-2	280	JR	Darby, Pa./Hudson Valley CC/Wm. Penn HS
17	Micah Brown	QB	6-2	220	SR	Quincy, Fla. / East Gadsen HS
74	Aaron Boyd	OT	6-5	325	FR	Alexandria, Va./Fork Union Military Acad.
21	Joe Boyd	DB	6-0	180	FR	Ft. Washington, Md./ Friendly HS
84	Ronnie Bullock	WR	5-10	170	FR	Dover, Del./Caesar Rodney HS
51	Greg Cannon	LS	5-11	180	FR	Toms River, N.J./Toms River East
99	Andre Carroll	DL	6-2	285	r-SR	Neptune, N.J. / Neptune HS
15	Joseph "Bo" Ceravolo	WR	6-1	190	FR	Venice, Fla./ Venice HS
88	Akeem Cobb	WR	5-10	175	FR	Newark, N.J./Central HS
24	Jermond Colston	DB	5-11	180	FR	Norfolk, Va./ Booker T. Washington HS
47	Troye Cornwall	DB	6-0	195	FR	Mt. Vernon, N.Y./Mt. Vernon HS
63	Brandon Cunningham	OL	6-2	290	FR	Lumberton, N.J./Rancocas Valley HS
13	Donnell Dixon	WR	5-10	185	r-SO	Hampton, Va. / Phoebus HS
42	Mario Diaz-Aviles	PK	5-11	200	FR	Washington, D.C./Wilson HS
12	Nick Elko	QB	6-2	205	r-SO	Odenton, Md. / Arundel HS
31	Quentin Ferguson	DB	5-11	205	r-JR	Frederick, Md. / Frederick HS
58	Quintin Fortes	DE	6-3	235	SO	Reston, Va./South Lakes HS
43	Anthony Frye	DB	5-10	175	SO	Landover, Md./Thomas Stone HS
11	Anthony Glaud	QB	6-3	210	r-SR	Sicklerville, N.J. / Bowling Green Univ.
65	Jadira Green	DT	6-4	300	FR	Washington, D.C./Oxon Hill HS
2	Kevin Green	LB	6-2	245	r-SR	North Chicago, Ill. / Purdue
30	Rueben Hale	DB	5-8	165	SO	Norfolk, Va. / Maury HS
55	Brandon Harvey	LB	6-1	220	JR	Laurel, Md./Hudson Valley CC/Laurel HS
73	Darryl Hicks	OT	6-4	310	SR	Boston, Mass. / Hudson Valley CC
33	Herman Hinton	LB	6-2	210	r-SO	Philadelphia, Pa. / West Catholic HS
1	Darius Jackson	WR	5-10	170	JR	Quincy, Fla. / East Gadsen HS
80	Sam Jenifer	WR	6-1	175	SO	Clayton, Del/Polytech HS
19	Chris Johnson	DB	6-2	215	r-JR	Paterson, N.J. / Boston College
45	Jaashawn Jones	RB	6-1	220	r-JR	Asbury Park, N.J. / Asbury Park HS
83	Marco Kano	P	6-6	225	FR	Cottbus, Germany
81	Ryan Langdon	TE	6-4	240	SO	Philadelphia, Pa./ Father Judge HS
62	Tywan Lee	OL	6-3	315	JR	Miami, Fla./Deane JC/Northwestern HS
50	Byron Lewis	DL	6-2	250	FR	Virginia Beach, Va./Tallwood HS

78	Nail Muradymov	OL	6-7	310	r-SO	Burtonsville, Md. / Paint Branch HS
72	Keith Newell	OL	6-6	305	SO	Trenton, N.J./Rutgers
25	Alex Perry	DB	5-11	220	FR	Jacksonville, Fla./First Coast HS
61	Marcus Ponder	OL	6-2	295	r-JR	Hamilton, N.J. / Hamilton West HS
37	Jamal Porcher	DB	5-10	175	FR	Miami, Fla./Killian HS
70	Brandon Purnsley	OL	6-3	295	SR	Wilmington, Del. / Howard HS
86	Mike Rendle	WR	6-1	190	FR	Wilmington, Del./St. Elizabeth HS
52	Aaron Richardson	LB	6-1	220	SO	Washington D.C. / St. John's HS
34	James Rosseau	RB	5-7	205	SO	Philadelphia, Pa./Northeast HS
71	Trevor Sales	OL	6-3	285	FR	La Porte, Ind./ La Porte HS
59	Marquese Sanders	LB	6-1	215	SO	Philadelphia, Pa./West Catholic HS
16	Matt Scott	DB	5-10	175	SR	Harrington, Del. / Lake Forest HS
49	Lamar Shaw	RB	5-8	225	FR	Mt. Vernon, N.Y./Mt. Vernon HS
32	Dominic Shepard	LB	6-1	210	FR	Hyattsville, Md./ Eleanor Roosevelt HS
26	Marquis Spann	LB	6-2	205	JR	Paterson, N.J. / John F. Kennedy HS
9	Matt Spicer	DB	5-11	180	SO	Lanham, Md./ Eleanor Roosevelt HS
98	Terron Stowe	DL	6-3	260	SR	Brooklyn, N.Y./Technical Career Institutes
35	John Sutton	LB	6-1	250	r-SR	Buena, N.J./Buena HS
41	Tavis Tabb	DB	6-2	195	r-JR	Hampton, Va. / Norcum HS
18	Terrell Talbert	DB	5-11	195	SR	Fort Washington, Md. / Friendly HS
5	Travis Tarpley	WR	5-7	175	r-SO	Danville, Va. / Geo. Washington HS
76	Thomas Threadgill	DL	6-5	315	JR	Frederick, Md. / Frederick HS
22	Jomah Watson	DB	6-0	180	r-SR	Largo, Md./Largo HS
27	Charednick Williams	RB	5-9	165	SO	San Diego, Calif./Monte Vista HS
7	Justin Wilson	WR	6-1	175	r-SO	Windsor, Conn. / Windsor HS

2010 Delaware State Hornets Football
Delaware State Combined Team Statistics (as of Oct 11, 2010)

RECORD:	OVERALL	HOME	AWAY	NEUTRAL
ALL GAMES.....	(0-5-0)	(0-2-0)	(0-2-0)	(0-1-0)
CONFERENCE.....	(0-3-0)	(0-2-0)	(0-1-0)	(0-0-0)
NON-CONFERENCE.....	(0-2-0)	(0-0-0)	(0-1-0)	(0-1-0)

DATE	OPPONENT	W/L	SCORE	ATTEND
Sep 05, 2010	vs Southern	L	27-37	16367
*Sep 11, 2010	FAMU	L	14-17	3867
Sep 25, 2010	at Coastal Carolina	L	14-34	9218
*Sep 30, 2010	HAMPTON	L	14-20	2990
*Oct 09, 2010	at Bethune-Cookman	L	24-47	10151

RUSHING	GP	Att	Gain	Loss	Net	Avg	TD	Long	Avg/G
JONES, Jaashawn	5	80	373	28	345	4.3	1	34	69.0
WILLIAMS, Nick	2	10	70	0	70	7.0	1	25	35.0
GLAUD, Anthony	5	54	148	86	62	1.1	1	18	12.4
ROSSEAU, James	4	14	45	1	44	3.1	0	7	11.0
MOORE, Larrone	5	2	5	0	5	2.5	0	4	1.0
ELKO, Nick	4	2	4	0	4	2.0	0	3	1.0
CERAVOLO, Bo	2	1	1	0	1	1.0	0	1	0.5
KANO, Marco	5	2	0	14	-14	-7.0	0	0	-2.8
TEAM	4	3	0	27	-27	-9.0	0	0	-6.8
Total.....	5	168	646	156	490	2.9	3	34	98.0
Opponents.....	5	211	1103	98	1005	4.8	11	57	201.0

PASSING	GP	Effic	Comp-Att-Int	Pct	Yds	TD	Lng	Avg/G
GLAUD, Anthony	5	103.76	69-139-2	49.6	786	4	85	157.2
ELKO, Nick	4	215.73	11-18-1	61.1	198	4	60	49.5
JACKSON, Darius	5	623.20	1-1-0	100.0	23	1	23	4.6
Total.....	5	119.80	81-158-3	51.3	1007	9	85	201.4
Opponents.....	5	138.79	72-126-2	57.1	958	8	50	191.6

RECEIVING	GP	No.	Yds	Avg	TD	Long	Avg/G
WILSON, Justin	5	19	235	12.4	2	38	47.0
MOORE, Larrone	5	17	341	20.1	3	85	68.2
JACKSON, Darius	5	14	117	8.4	2	47	23.4
DIXON, Donnell	5	11	116	10.5	2	23	23.2
TARPLEY, Travis	5	7	66	9.4	0	19	13.2
BASHIR, Jahmel	5	6	72	12.0	0	33	14.4
WILLIAMS, Nick	2	4	13	3.2	0	12	6.5
BREWTON, Justin	5	1	22	22.0	0	22	4.4
LANGDON, Ryan	5	1	16	16.0	0	16	3.2
ROSSEAU, James	4	1	9	9.0	0	9	2.2
Total.....	5	81	1007	12.4	9	85	201.4
Opponents.....	5	72	958	13.3	8	50	191.6

FIELD GOALS	FGM-FGA	Pct	01-19	20-29	30-39	40-49	50-99	Lg	Blk
DIAZ-AVILES, M.	0-1	0.0	0-1	0-0	0-0	0-0	0-0	0	1

SCORING	TD	FGs	Kick	Rush	Recv	Pass	DXP	Saf	Points
MOORE, Larrone	4	0-0	0-0	0-2	0	0-0	0	0	24
DIXON, Donnell	2	0-0	0-0	0-0	1	0-0	0	0	14
JACKSON, Darius	2	0-0	0-0	0-0	0	0-0	0	0	12
WILSON, Justin	2	0-0	0-0	0-0	0	0-0	0	0	12
GLAUD, Anthony	1	0-0	0-0	1-1	0	1-2	0	0	8
WILLIAMS, Nick	1	0-0	0-0	0-0	0	0-0	0	0	6
JONES, Jaashawn	1	0-0	0-0	0-0	0	0-0	0	0	6
DIAZ-AVILES, Mario	0	0-1	5-5	0-0	0	0-0	0	0	5
ROSSEAU, James	0	0-0	0-0	1-1	0	0-0	0	0	2
ELKO, Nick	0	0-0	0-0	1-1	0	0-0	0	0	2
WATSON, Jomah	0	0-0	0-0	0-0	0	0-0	1	0	2
KANO, Marco	0	0-0	0-1	0-0	0	0-0	0	0	0
Total.....	13	0-1	5-6	3-5	1	1-2	1	0	93
Opponents.....	21	3-6	14-19	0-0	2	2-2	1	0	155

SCORE BY QUARTERS	1st	2nd	3rd	4th	Total
Delaware State.....	9	18	23	43	93
Opponents.....	29	62	19	45	155

TOTAL OFFENSE	G	Plays	Rush	Pass	Total	Avg/G
GLAUD, Anthony	5	193	62	786	848	169.6
JONES, Jaashawn	5	80	345	0	345	69.0
ELKO, Nick	4	20	4	198	202	50.5
WILLIAMS, Nick	2	10	70	0	70	35.0
ROSSEAU, James	4	14	44	0	44	11.0
Total.....	5	326	490	1007	1497	299.4
Opponents.....	5	337	1005	958	1963	392.6

TEAM STATISTICS	DSU	OPP
FIRST DOWNS.....	91	103
Rushing.....	33	49
Passing.....	44	46
Penalty.....	14	8
RUSHING YARDAGE.....	490	1005
Rushing Attempts.....	168	211
Average Per Rush.....	2.9	4.8
Average Per Game.....	98.0	201.0
TDs Rushing.....	3	11
PASSING YARDAGE.....	1007	958
Comp-Att-Int.....	81-158-3	72-126-2
Average Per Pass.....	6.4	7.6
Average Per Catch.....	12.4	13.3
Average Per Game.....	201.4	191.6
TDs Passing.....	9	8
TOTAL OFFENSE.....	1497	1963
Average Per Play.....	4.6	5.8
Average Per Game.....	299.4	392.6
KICK RETURNS: #-Yards....	26-680	13-236
PUNT RETURNS: #-Yards....	9-51	12-126
INT RETURNS: #-Yards....	2-0	3-24
FUMBLES-LOST.....	9-4	9-5
PENALTIES-Yards.....	36-244	59-496
PUNTS-AVG.....	31-37.5	25-39.7
TIME OF POSSESSION/Game..	29:50	30:10
3RD-DOWN Conversions.....	22/71	30/66
4TH-DOWN Conversions.....	5/16	2/4

INTERCEPTIONS	No.	Yds	Avg	TD	Long
SPICER, Matt	1	0	0.0	0	0
ADJEI, Francis	1	0	0.0	0	0
Total.....	2	0	0.0	0	0
Opponents.....	3	24	8.0	0	23

PUNTING	No.	Yds	Avg	Long	TB	FC	I20	Blkd
KANO, Marco	30	1161	38.7	70	4	3	9	1
TEAM	1	0	0.0	0	0	0	0	0
Total.....	31	1161	37.5	70	4	3	9	1
Opponents.....	25	993	39.7	60	1	3	6	0

PUNT RETURNS	No.	Yds	Avg	TD	Long
JACKSON, Darius	5	23	4.6	0	9
TARPLEY, Travis	3	14	4.7	0	10
JONES, Jaashawn	1	14	14.0	0	14
Total.....	9	51	5.7	0	14
Opponents.....	12	126	10.5	1	64

KICK RETURNS	No.	Yds	Avg	TD	Long
MOORE, Larrone	10	331	33.1	1	90
TARPLEY, Travis	10	277	27.7	0	78
WILSON, Justin	3	52	17.3	0	24
BREWTON, Justin	2	20	10.0	0	13
ADJEI, Ernest	1	0	0.0	0	0
Total.....	26	680	26.2	1	90
Opponents.....	13	236	18.2	0	38

ALL PURPOSE	G	Rush	Rec	PR	KOR	IR	Tot	Avg/G
MOORE, Larrone	5	5	341	0	331	0	677	135.4
JONES, Jaashawn	5	345	0	14	0	0	359	71.8
TARPLEY, Travis	5	0	66	14	277	0	357	71.4
WILSON, Justin	5	0	235	0	52	0	287	57.4
JACKSON, Darius	5	0	117	23	0	0	140	28.0
Total.....	5	490	1007	51	680	0	2228	445.6
Opponents.....	5	1005	958	126	236	24	2349	469.8

2010 Delaware State Hornets Football
Delaware State Overall Defensive Statistics (as of Oct 11, 2010)
All games

DEFENSIVE LEADERS	-----Tackles-----				-Sacks-		---Pass Def---			-Fumbles-		Blkd	
	GP	Solo	Ast	Total	TFL/Yds	No-Yds	Int-Yds	BrUp	QBH	Rcv-Yds	FF	Kick	Saf
99 CAROLL,Andre	5	21	23	44	5.5-17	0.5-5	.	.	3
2 GREEN,Kevin	5	16	18	34	1.5-5	1.0-5	.	1	1	1-0	.	.	.
55 HARVEY,Brandon	5	14	17	31	2.0-3
31 FERGUSON,Quentin	5	11	18	29	2.5-6
36 ADJEI,Francis	5	12	10	22	.	.	1-0	6
22 WATSON,Jomah	5	12	8	20	1.0-4	.	.	2
9 SPICER,Matt	5	8	12	20	1.5-4	.	1-0	3	.	.	.	1	.
35 SUTTON,John	5	2	14	16	0.5-1	1-0	.	.	.
4 MINER,Calvin	5	8	8	16	.	.	.	1
58 FORTES,Quintin	5	7	9	16	1.5-6	1.5-6	.	.	.	1-0	1	.	.
93 BANSAH,George	5	3	11	14	1.0-1	.	.	1
33 HINTON,Herman	5	9	3	12	1.5-6
91 AYANBIOLA,Olusegon	5	5	7	12	2.0-7	1.0-6	1	.	.
52 RICHARDSON,Aaron	5	6	5	11	2.0-11	1.0-10
41 TABB,Tavis	4	4	6	10
97 BROWN,Darrell	4	.	10	10	0.5-0	1-7	.	.	.
16 SCOTT,Matt	4	4	3	7	.	.	.	1
25 PERRY,Alex	3	3	2	5
19 JOHNSON,Chris	5	2	3	5	1.0-6
5 TARPLEY,Travis	5	3	1	4
TM TEAM	4	3	.	3	1.0-2	2	.	.
17 BROWN,Micah	3	1	2	3
50 LEWIS,Byron	2	1	2	3
14 BREWTON,Justin	5	1	1	2
7 WILSON,Justin	5	2	.	2
53 ADJEI,Ernest	3	1	1	2
51 CANNON,Greg	1	1	1	2
78 MURADYMOV,Nail	4	.	1	1	2	.
76 THREADGILL,Thomas	5	1	.	1
81 LANGDON,Ryan	5	.	1	1
21 BOYD,Joe	2	.	1	1
13 DIXON,Donnell	5	1	.	1	1	.
30 HALE,Rueben	2	.	1	1
26 SPANN,Marquis	2	.	1	1
98 STOWE,Terron	1	.	1	1
3 MOORE,Larrone	5	1	.	1
37 PORCHER,Jamal	2	.	1	1
Total.....	5	163	202	365	25-79	5-32	2-0	15	4	4-7	4	4	.
Opponents.....	5	161	190	351	34-136	14-84	3-24	27	16	4-32	6	3	.

**2010 Delaware State Hornets Football
Delaware State Team Game-by-Game (as of Oct 11, 2010)**

TEAM STATISTICS

Date	Opponent	---RUSHING---				---RECEIVING---				-----PASSING-----				--KICK RET--				--PUNT RET--				tot off		
		No.	Yds	TD	Lg	No.	Yds	TD	Lg	Cmp	Att	Int	Yds	TD	Lg	No	Yds	TD	Lg	No	Yds		TD	Lg
Sep 05, 2010	vs Southern	31	77	0	24	9	243	3	85	9	21	2	243	3	85	6	175	1	90	3	22	0	10	320
Sep 11, 2010	FAMU	39	152	1	18	14	192	1	39	14	31	1	192	1	39	4	126	0	54	3	13	0	9	344
Sep 25, 2010	at Coastal Carolina	36	57	1	11	22	153	1	22	22	25	0	153	1	22	4	83	0	24	1	14	0	14	210
Sep 30, 2010	HAMPTON	34	80	0	23	19	183	2	23	19	50	0	183	2	23	4	132	0	78	1	1	0	0	263
Oct 09, 2010	at Bethune-Cookman	28	124	1	34	17	236	2	60	17	31	0	236	2	60	8	164	0	36	1	1	0	1	360
Totals		168	490	3	34	81	1007	9	85	81	158	3	1007	9	85	26	680	1	90	9	51	0	14	1497
Opponent		211	1005	11	57	72	958	8	50	72	126	2	958	8	50	13	236	0	38	12	126	1	64	1963

Games played: 5
 Avg per rush: 2.9
 Avg per catch: 12.4
 Pass efficiency: 119.80
 Kick ret avg: 26.2
 Punt ret avg: 5.7
 All purpose avg/game: 445.6
 Total offense avg/gm: 299.4

Date	Opponent	-----TACKLES-----			-SACKS-		-FUMBLE-			Pass Blkd		-Kicks--XPTS-				Pts	
		Solo	Ast	Total	TFL-Yds	No-Yds	FF	FR-Yds	Int-Yds	QBH	Brk	Kick	Att-Mad	Run	Rcv		Saf
Sep 05, 2010	vs Southern	29	62	91	5.0-12	0.0-0	1	1-0	0-0	2	5	0	2-1	1	0	0	27
Sep 11, 2010	FAMU	22	32	54	4.0-28	2.0-20	0	1-0	0-0	0	5	0	0-0	1	0	0	14
Sep 25, 2010	at Coastal Carolina	32	22	54	5.0-14	1.0-5	0	0-0	2-0	0	0	0	0-0	0	1	0	14
Sep 30, 2010	HAMPTON	34	36	70	5.0-10	0.0-0	3	2-7	0-0	1	3	2	2-2	0	0	0	14
Oct 09, 2010	at Bethune-Cookman	46	50	96	6.0-15	2.0-7	0	0-0	0-0	1	2	2	2-2	1	0	0	24
Totals		163	202	365	25.0-79	5.0-32	4	4-7	2-0	4	15	4	6-5	3	1	0	93
Opponent		161	190	351	34.0-136	14.0-84	6	4-32	3-24	16	27	3	19-14	0	2	0	155

Date	Opponent	-----PUNTING-----										--FIELD GOALS--			-----KICKOFFS-----			
		No	Yds	Avg	Long	Blkd	TB	FC	50+	I20	Att-Made	Lg	Blkd	No	Yds	Avg	TB	OB
Sep 05, 2010	vs Southern	6	190	31.7	39	0	1	1	0	0	0	0	0	5	283	56.6	0	0
Sep 11, 2010	FAMU	5	138	27.6	44	0	0	0	0	1	0-0	0	0	3	74	24.7	0	0
Sep 25, 2010	at Coastal Carolina	6	238	39.7	47	0	0	1	0	1	1-0	0	1	1	57	57.0	0	0
Sep 30, 2010	HAMPTON	8	307	38.4	70	1	2	0	2	3	0-0	0	0	2	93	46.5	0	0
Oct 09, 2010	at Bethune-Cookman	6	288	48.0	70	0	1	1	2	4	0-0	0	0	4	207	51.8	0	0
Totals		31	1161	37.5	70	1	4	3	4	9	1-0	0	1	15	714	47.6	0	0
Opponent		25	993	39.7	60	0	1	3	4	6	6-3	42	0	28	1600	57.1	1	1

OPPONENT STATISTICS

Date	Opponent	---RUSHING---				---RECEIVING---				-----PASSING-----				--KICK RET--				--PUNT RET--				tot off		
		No.	Yds	TD	Lg	No.	Yds	TD	Lg	Cmp	Att	Int	Yds	TD	Lg	No	Yds	TD	Lg	No	Yds		TD	Lg
Sep 05, 2010	vs Southern	38	158	2	23	19	236	2	37	19	37	0	236	2	37	5	104	0	25	2	71	1	64	394
Sep 11, 2010	FAMU	33	138	0	20	12	161	2	50	12	27	0	161	2	50	0	0	0	2	5	0	3	299	
Sep 25, 2010	at Coastal Carolina	29	183	1	38	17	156	2	25	17	24	2	156	2	25	2	17	0	17	3	28	0	17	339
Sep 30, 2010	HAMPTON	52	258	2	57	5	83	1	37	5	11	0	83	1	37	2	43	0	22	3	9	0	2	341
Oct 09, 2010	at Bethune-Cookman	59	268	6	23	19	322	1	50	19	27	0	322	1	50	4	72	0	38	2	13	0	12	590
Opponent totals		211	1005	11	57	72	958	8	50	72	126	2	958	8	50	13	236	0	38	12	126	1	64	1963
Delaware State		168	490	3	34	81	1007	9	85	81	158	3	1007	9	85	26	680	1	90	9	51	0	14	1497

Games played: 5
 Avg per rush: 4.8
 Avg per catch: 13.3
 Pass efficiency: 138.79
 Kick ret avg: 18.2
 Punt ret avg: 10.5
 All purpose avg/game: 469.8
 Total offense avg/gm: 392.6

Date	Opponent	-----TACKLES-----			-SACKS-		-FUMBLE-			Pass Blkd		-Kicks--XPTS-				Pts	
		Solo	Ast	Total	TFL-Yds	No-Yds	FF	FR-Yds	Int-Yds	QBH	Brk	Kick	Att-Mad	Run	Rcv		Saf
Sep 05, 2010	vs Southern	21	38	59	4.0-9	1.0-5	1	0-0	2-23	3	2	0	5-5	0	0	0	37
Sep 11, 2010	FAMU	26	60	86	6.0-17	2.0-9	0	1-32	1-1	1	5	0	2-2	0	0	0	17
Sep 25, 2010	at Coastal Carolina	50	20	70	11.0-46	6.0-36	1	1-0	0-0	0	0	1	4-4	0	0	0	34
Sep 30, 2010	HAMPTON	29	52	81	7.0-35	1.0-12	2	1-0	0-0	9	18	2	2-0	0	1	0	20
Oct 09, 2010	at Bethune-Cookman	35	20	55	6.0-29	4.0-22	2	1-0	0-0	3	2	0	6-3	0	1	0	47
Opponent totals		161	190	351	34.0-136	14.0-84	6	4-32	3-24	16	27	3	19-14	0	2	0	155
Delaware State		163	202	365	25.0-79	5.0-32	4	4-7	2-0	4	15	4	6-5	3	1	0	93

Date	Opponent	-----PUNTING-----										--FIELD GOALS--			-----KICKOFFS-----			
		No	Yds	Avg	Long	Blkd	TB	FC	50+	I20	Att-Made	Lg	Blkd	No	Yds	Avg	TB	OB
Sep 05, 2010	vs Southern	5	223	44.6	54	0	1	1	2	1-0	0	0	6	346	57.7	0	0	
Sep 11, 2010	FAMU	6	250	41.7	60	0	1	1	2	2	2-1	26	0	4	251	62.8	0	0
Sep 25, 2010	at Coastal Carolina	1	34	34.0	34	0	0	0	0	3-2	42	0	6	354	59.0	1	1	
Sep 30, 2010	HAMPTON	9	336	37.3	58	0	0	1	2	0-0	0	0	4	219	54.8	0	0	
Oct 09, 2010	at Bethune-Cookman	4	150	37.5	44	0	0	1	0	0-0	0	0	8	430	53.8	0	0	
Opponent totals		25	993	39.7	60	0	1	3	4	6	6-3	42	0	28	1600	57.1	1	1
Delaware State		31	1161	37.5	70	1	4	3	4	9	1-0	0	1	15	714	47.6	0	0

2010 Delaware State Hornets Football
Delaware State By-Quarter Statistics (as of Oct 11, 2010)

3rd-Down Conversions

Date	Opponent	Score	Overall	1st Qtr	2nd Qtr	3rd Qtr	4th Qtr	OT	Qtr
Sep 05	vs Southern.....	L 27-37	2-9 22.2%	0-1 0.0%	1-2 50.0%	0-1 0.0%	1-5 20.0%		
*Sep 11	FAMU.....	L 14-17	6-15 40.0%	1-4 25.0%	3-3 100.0%	2-4 50.0%	0-4 0.0%		
Sep 25	at Coastal Carolina....	L 14-34	5-14 35.7%	1-3 33.3%	1-4 25.0%	1-3 33.3%	2-4 50.0%		
*Sep 30	HAMPTON.....	L 14-20	7-22 31.8%	3-7 42.9%	1-4 25.0%	2-5 40.0%	1-6 16.7%		
*Oct 09	at Bethune-Cookman....	L 24-47	2-11 18.2%	0-4 0.0%	0-3 0.0%	0-2 0.0%	2-2 100.0%		
Delaware State			22-71 31.0%	5-19 26.3%	6-16 37.5%	5-15 33.3%	6-21 28.6%	0-0	0.0%
Opponents			30-66 45.5%	7-18 38.9%	7-16 43.8%	9-18 50.0%	7-14 50.0%	0-0	0.0%

4th-Down Conversions

Date	Opponent	Score	Overall	1st Qtr	2nd Qtr	3rd Qtr	4th Qtr	OT	Qtr
Sep 05	vs Southern.....	L 27-37	0-0 0.0%	0-0 0.0%	0-0 0.0%	0-0 0.0%	0-0 0.0%		
*Sep 11	FAMU.....	L 14-17	1-4 25.0%	0-1 0.0%	0-0 0.0%	0-1 0.0%	1-2 50.0%		
Sep 25	at Coastal Carolina....	L 14-34	1-2 50.0%	0-0 0.0%	0-0 0.0%	0-1 0.0%	1-1 100.0%		
*Sep 30	HAMPTON.....	L 14-20	3-7 42.9%	1-2 50.0%	0-1 0.0%	0-1 0.0%	2-3 66.7%		
*Oct 09	at Bethune-Cookman....	L 24-47	0-3 0.0%	0-2 0.0%	0-0 0.0%	0-1 0.0%	0-0 0.0%		
Delaware State			5-16 31.2%	1-5 20.0%	0-1 0.0%	0-4 0.0%	4-6 66.7%	0-0	0.0%
Opponents			2-4 50.0%	1-1 100.0%	0-0 0.0%	0-1 0.0%	1-2 50.0%	0-0	0.0%

Time of Possession

Date	Opponent	Score	Overall	1st Qtr	2nd Qtr	3rd Qtr	4th Qtr	OT	Qtr
Sep 05	vs Southern.....	L 27-37	26:15	6:41	5:37	4:40	9:17		
*Sep 11	FAMU.....	L 14-17	30:23	7:35	8:21	9:14	5:13		
Sep 25	at Coastal Carolina....	L 14-34	36:37	8:04	10:24	6:42	11:27		
*Sep 30	HAMPTON.....	L 14-20	32:20	10:45	6:19	7:54	7:22		
*Oct 09	at Bethune-Cookman....	L 24-47	23:36	6:58	6:20	5:43	4:35		
Delaware State			Total 149:11	40:03	37:01	34:13	37:54	0:00	
			Avg. 29:50	8:00	7:24	6:50	7:34	0:00	
Opponents			Total 150:49	34:57	37:59	40:47	37:06	0:00	
			Avg. 30:09	6:59	7:35	8:09	7:25	0:00	

Delaware State Inside Opponent Red-Zone

Date	Opponent	Score	Times In RZ	Times Scored	Total Pts	TDs	Rush TDs	Pass TDs	FGs Made	Failed to score inside RZ	FGA	Downs	Int	Fumb	Half	Game
Sep 05	vs Southern.....	L 27-37	2	1	7	1	0	1	0	0	0	0	0	0	1	0
*Sep 11	FAMU.....	L 14-17	5	2	14	2	1	1	0	0	1	1	1	1	0	0
Sep 25	at Coastal Carolina....	L 14-34	3	2	14	2	1	1	0	1	0	0	0	0	0	0
*Sep 30	HAMPTON.....	L 14-20	4	0	0	0	0	0	0	0	3	0	1	0	0	0
*Oct 09	at Bethune-Cookman.....	L 24-47	2	0	0	0	0	0	0	0	1	0	1	0	0	0
Totals			16	5	35	5	2	3	0	1	5	1	3	1	0	0
5 of 16 (31.2%)																

Opponents Inside Delaware State Red-Zone

Date	Opponent	Score	Times In RZ	Times Scored	Total Pts	TDs	Rush TDs	Pass TDs	FGs Made	Failed to score inside RZ	FGA	Downs	Int	Fumb	Half	Game
Sep 05	vs Southern.....	L 27-37	6	4	28	4	2	2	0	1	1	0	0	0	0	0
*Sep 11	FAMU.....	L 14-17	3	1	3	0	0	0	1	1	0	0	1	0	0	0
Sep 25	at Coastal Carolina....	L 14-34	4	3	17	2	1	1	1	1	0	0	0	0	0	0
*Sep 30	HAMPTON.....	L 14-20	1	1	6	1	1	0	0	0	0	0	0	0	0	0
*Oct 09	at Bethune-Cookman.....	L 24-47	7	6	41	6	6	0	0	0	1	0	0	0	0	0
Totals			21	15	95	13	10	3	2	3	2	0	1	0	0	0
15 of 21 (71.4%)																

**2010 Delaware State Hornets Football
Delaware State Team Game-by-Game Comparison (as of Oct 11, 2010)
All games**

Opponent	Score	-----FIRST DOWNS-----				---RUSHING---		-----PASSING-----			--TOTAL OFFENSE--		Return Yards	Turn-Overs
		Total	Rush	Pass	Pen	Number-Yards	Yards	Comp-Att-Int	Yards	Plays-Yards	Yards			
Southern.....	27-37	15/23	6/8	7/14	2/1	31-77 / 38-158	9-21- 2 / 19-37- 0	243/236	52-320 / 75-394	197/198	2/1			
FAMU.....	14-17	20/17	9/7	9/8	2/2	39-152 / 33-138	14-31- 1 / 12-27- 0	192/161	70-344 / 60-299	139/38	2/1			
Coastal Carolina....	14-34	17/18	5/9	8/8	4/1	36-57 / 29-183	22-25- 0 / 17-24- 2	153/156	61-210 / 53-339	97/45	1/3			
HAMPTON.....	14-20	21/14	5/11	12/3	4/0	34-80 / 52-258	19-50- 0 / 5-11- 0	183/83	84-263 / 63-341	140/52	1/2			
Bethune-Cookman.....	24-47	18/31	8/14	8/13	2/4	28-124 / 59-268	17-31- 0 / 19-27- 0	236/322	59-360 / 86-590	165/85	1/0			
Totals.....	93-155	91/103	33/49	44/46	14/8	168-490 / 211-1005	81-158- 3/ 72-126- 2	1007/958	326-1497/ 337-1963	738/418	7/7			

Note: Game totals are displayed in the format TEAM/OPPONENT for each category

Opponent	3rd Down Conversions		4th Down Conversions		Time of Possession		TOP Margin	Avg Yds/Rush	Avg Yds/Pass	Avg Yds/Play	Punting Number-Avg	---PENALTIES---	
	Conversions	Opponent	Conversions	Opponent	Team	Opponent	Margin	Yds/Rush	Yds/Pass	Yds/Play	Number-Avg	No-Yds	No-Yds
Southern.....	2-9 / 7-15		0-0 / 0-1		26:15/ 33:45	- 7:30	2.5/4.2	11.6/6.4	6.2/5.3	6-31.7 / 5-44.6	6-32 / 10-90		
FAMU.....	6-15 / 6-14		1-4 / 0-0		30:23/ 29:37	0:46	3.9/4.2	6.2/6.0	4.9/5.0	5-27.6 / 6-41.7	6-33 / 9-57		
Coastal Carolina....	5-14 / 5-9		1-2 / 0-0		36:37/ 23:23	13:14	1.6/6.3	6.1/6.5	3.4/6.4	6-39.7 / 1-34.0	10-56 / 10-85		
HAMPTON.....	7-22 / 4-13		3-7 / 0-0		32:20/ 27:40	4:40	2.4/5.0	3.7/7.5	3.1/5.4	8-38.4 / 9-37.3	3-15 / 14-137		
Bethune-Cookman.....	2-11 / 8-15		0-3 / 2-3		23:36/ 36:24	-12:48	4.4/4.5	7.6/11.9	6.1/6.9	6-48.0 / 4-37.5	11-108 / 16-127		
Totals.....	22-71 / 30-66		5-16 / 2-4		149:11/150:49	-1:38	2.9/4.8	6.4/7.6	4.6/5.8	31-37.5 / 25-39.7	36-244 / 59-496		

Note: Game totals are displayed in the format TEAM/OPPONENT for each category

2010 Delaware State Hornets Football
Delaware State Game Superlatives (as of Oct 11, 2010)
All games

INDIVIDUAL GAME HIGHS

Rushes.....	25	JONES,Jaashawn vs FAMU (Sep 11, 2010)
Yards Rushing.....	95	JONES,Jaashawn vs FAMU (Sep 11, 2010)
TD Rushes.....	1	JONES,Jaashawn vs FAMU (Sep 11, 2010)
		GLAUD,Anthony at Coastal Carolina (Sep 25, 2010)
		WILLIAMS,Nick at Bethune-Cookman (Oct 09, 2010)
Long Rush.....	34	JONES,Jaashawn at Bethune-Cookman (Oct 09, 2010)
Pass attempts.....	42	GLAUD,Anthony vs HAMPTON (Sep 30, 2010)
Pass completions....	22	GLAUD,Anthony at Coastal Carolina (Sep 25, 2010)
Yards Passing.....	198	GLAUD,Anthony vs Southern (Sep 05, 2010)
TD Passes.....	2	GLAUD,Anthony vs Southern (Sep 05, 2010)
		ELKO,Nick at Bethune-Cookman (Oct 09, 2010)
Long Pass.....	85	GLAUD,Anthony vs Southern (Sep 05, 2010)
Receptions.....	6	WILSON,Justin vs HAMPTON (Sep 30, 2010)
Yards Receiving.....	102	MOORE,Larrone vs FAMU (Sep 11, 2010)
TD Receptions.....	2	MOORE,Larrone at Bethune-Cookman (Oct 09, 2010)
Long Reception.....	85	MOORE,Larrone vs Southern (Sep 05, 2010)
Field Goals.....	0	
Long Field Goal.....	0	
Punts.....	7	KANO,Marco vs HAMPTON (Sep 30, 2010)
Punting Avg.....	48.0	KANO,Marco at Bethune-Cookman (Oct 09, 2010)
Long Punt.....	70	KANO,Marco vs HAMPTON (Sep 30, 2010)
		KANO,Marco at Bethune-Cookman (Oct 09, 2010)
Long Punt Return....	14	JONES,Jaashawn at Coastal Carolina (Sep 25, 2010)
Long Kickoff Return.	90	MOORE,Larrone vs Southern (Sep 05, 2010)
Tackles.....	13	CAROLL,Andre vs Southern (Sep 05, 2010)
Sacks.....	1.0	RICHARDSON,Aaron vs FAMU (Sep 11, 2010)
		GREEN,Kevin at Coastal Carolina (Sep 25, 2010)
		FORTES,Quintin at Bethune-Cookman (Oct 09, 2010)
		AYANBIOLA,Olusegun at Bethune-Cookman (Oct 09, 2010)
Tackles For Loss....	2.5	CAROLL,Andre vs HAMPTON (Sep 30, 2010)
Interceptions.....	1	SPICER,Matt at Coastal Carolina (Sep 25, 2010)
		ADJEI,Francis at Coastal Carolina (Sep 25, 2010)

TEAM GAME HIGHS

Rushes.....	39	vs FAMU (Sep 11, 2010)
Yards Rushing.....	152	vs FAMU (Sep 11, 2010)
Yards Per Rush.....	4.4	at Bethune-Cookman (Oct 09, 2010)
TD Rushes.....	1	vs FAMU (Sep 11, 2010)
		at Coastal Carolina (Sep 25, 2010)
		at Bethune-Cookman (Oct 09, 2010)
Pass attempts.....	50	vs HAMPTON (Sep 30, 2010)
Pass completions....	22	at Coastal Carolina (Sep 25, 2010)
Yards Passing.....	243	vs Southern (Sep 05, 2010)
Yards Per Pass.....	11.6	vs Southern (Sep 05, 2010)
TD Passes.....	3	vs Southern (Sep 05, 2010)
Total Plays.....	84	vs HAMPTON (Sep 30, 2010)
Total Offense.....	360	at Bethune-Cookman (Oct 09, 2010)
Yards Per Play.....	6.2	vs Southern (Sep 05, 2010)
Points.....	27	vs Southern (Sep 05, 2010)
Sacks By.....	2	vs FAMU (Sep 11, 2010)
		at Bethune-Cookman (Oct 09, 2010)
First Downs.....	21	vs HAMPTON (Sep 30, 2010)
Penalties.....	11	at Bethune-Cookman (Oct 09, 2010)
Penalty Yards.....	108	at Bethune-Cookman (Oct 09, 2010)
Turnovers.....	2	vs Southern (Sep 05, 2010)
		vs FAMU (Sep 11, 2010)
Interceptions By....	2	at Coastal Carolina (Sep 25, 2010)

2010 Delaware State Hornets Football
 Delaware State Game Superlatives (as of Oct 11, 2010)
 All games

OPPONENT INDIVIDUAL GAME HIGHS

Rushes.....	16	Gary HOLLIMON, vs Southern (Sep 05, 2010)
Yards Rushing.....	157	CHISHOLM,Antwon, vs HAMPTON (Sep 30, 2010)
TD Rushes.....	2	BELL, A,, at Bethune-Cookman (Oct 09, 2010)
Long Rush.....	57	CHISHOLM,Antwon, vs HAMPTON (Sep 30, 2010)
Pass attempts.....	27	UKPAI,Martin, vs FAMU (Sep 11, 2010)
Pass completions....	16	JOHNSON, M., at Bethune-Cookman (Oct 09, 2010)
Yards Passing.....	259	JOHNSON, M., at Bethune-Cookman (Oct 09, 2010)
TD Passes.....	2	UKPAI,Martin, vs FAMU (Sep 11, 2010)
Long Pass.....	50	UKPAI,Martin, vs FAMU (Sep 11, 2010)
		JOHNSON, M., at Bethune-Cookman (Oct 09, 2010)
Receptions.....	6	REAMS, J., at Bethune-Cookman (Oct 09, 2010)
Yards Receiving.....	119	REAMS, J., at Bethune-Cookman (Oct 09, 2010)
TD Receptions.....	2	WHITLEY, B., at Coastal Carolina (Sep 25, 2010)
Long Reception.....	50	TYMES,Brian, vs FAMU (Sep 11, 2010)
		POOLE, E., at Bethune-Cookman (Oct 09, 2010)
Field Goals.....	2	DURHAM, Justin, at Coastal Carolina (Sep 25, 2010)
Long Field Goal....	42	DURHAM, Justin, at Coastal Carolina (Sep 25, 2010)
Punts.....	9	STOVALL,Jordan, vs HAMPTON (Sep 30, 2010)
Punting Avg.....	44.6	Joshua DURAN, vs Southern (Sep 05, 2010)
Long Punt.....	60	HOLDREN,Brandon, vs FAMU (Sep 11, 2010)
Long Punt Return....	64	Co CUSHINGBERRY, vs Southern (Sep 05, 2010)
Long Kickoff Return.	38	KEITH, C., at Bethune-Cookman (Oct 09, 2010)
Tackles.....	12	PEGUESE,Brandon, vs HAMPTON (Sep 30, 2010)
Sacks.....	2.0	HARPER, Kent, at Coastal Carolina (Sep 25, 2010)
Tackles For Loss....	2.0	JACOBS, Andrae, at Coastal Carolina (Sep 25, 2010)
		HARPER, Kent, at Coastal Carolina (Sep 25, 2010)
		WILLIAMS, E., at Bethune-Cookman (Oct 09, 2010)
Interceptions.....	1	Demetric ROGERS, vs Southern (Sep 05, 2010)
		Jason HOUSE, vs Southern (Sep 05, 2010)
		OJO,John, vs FAMU (Sep 11, 2010)

OPPONENT TEAM GAME HIGHS

Rushes.....	59	at Bethune-Cookman (Oct 09, 2010)
Yards Rushing.....	268	at Bethune-Cookman (Oct 09, 2010)
Yards Per Rush.....	6.3	at Coastal Carolina (Sep 25, 2010)
TD Rushes.....	6	at Bethune-Cookman (Oct 09, 2010)
Pass attempts.....	37	vs Southern (Sep 05, 2010)
Pass completions....	19	vs Southern (Sep 05, 2010)
		at Bethune-Cookman (Oct 09, 2010)
Yards Passing.....	322	at Bethune-Cookman (Oct 09, 2010)
Yards Per Pass.....	11.9	at Bethune-Cookman (Oct 09, 2010)
TD Passes.....	2	vs Southern (Sep 05, 2010)
		vs FAMU (Sep 11, 2010)
		at Coastal Carolina (Sep 25, 2010)
Total Plays.....	86	at Bethune-Cookman (Oct 09, 2010)
Total Offense.....	590	at Bethune-Cookman (Oct 09, 2010)
Yards Per Play.....	6.9	at Bethune-Cookman (Oct 09, 2010)
Points.....	47	at Bethune-Cookman (Oct 09, 2010)
Sacks By.....	6	at Coastal Carolina (Sep 25, 2010)
First Downs.....	31	at Bethune-Cookman (Oct 09, 2010)
Penalties.....	16	at Bethune-Cookman (Oct 09, 2010)
Penalty Yards.....	137	vs HAMPTON (Sep 30, 2010)
Turnovers.....	3	at Coastal Carolina (Sep 25, 2010)
Interceptions By....	2	vs Southern (Sep 05, 2010)